

AgXcel

CNH | GENUINE PARTS

Precision Liquid Fertilizer Systems

APPLICATION CONTROLS | GX ELECTRIC PUMP | GX3 LOW VOLUME PUMP | GX5 HYDRAULIC | GX5 CENTRIFUGAL | G12 INJECTION | GX SERIES MANIFOLD | GX STAINLESS STEEL TUBES | GX CLEARPATH ROW CLEANERS | TANKS | BRACKETS | GX FLOWMETERS



Go beyond expectations with AgXcel!



SEAMLESS INTEGRATION INTO

- Raven
- Ag Leader
- Trimble
- GreenStar
- Micro-Trak
- Manual Rate Controller



PRECISION LIQUID FERTILIZER SYSTEMS

designed for planters, drills, strip till machines, cultivators, & sprayers

- COMPLETE CUSTOM MANIFOLD SETUPS
- COMPLETE CUSTOM TANKS & BRACKETS
- APPLICATORS: SS TUBES & REBOUNDERS
- DRY FERTILIZER TREATERS

TABLE OF CONTENTS

GXELECTRICSERIES.....	4 - 7
GX12CHEMICALINJECTOR.....	8 - 11
GX12 HIGH PRESSURE INJECTOR	12 - 13
GXMANIFOLD.....	14 - 25
GXFLOWMETERS.....	26 - 29
GXSECTIONCONTROL.....	30 - 33
GXINTEGRATION.....	34 - 41
GXOPTIONALKITS.....	42 - 51
GX5HYDRAULIC.....	52 - 53
• GX5LFP80.....	54 - 57
• GX5LFP120.....	58 - 61
• GX5 LFP160	62 - 65
• GX5D250.....	66 - 69
GX5 CENTRIFUGAL ACE	70 - 73
GXCLEANPATHROWCLEANERS.....	74
GXSTAINLESSSTEELTUBES.....	75 - 77
GXTANKS&BRACKETS.....	78 - 83



This is a collection of our most common parts for our GX series of liquid fertilizer application systems. Our systems are customized for our customers needs so if you do not see the particular part you are looking for please contact our Sales Team for assistance.

We look forward to being of service to you and all your fertilizer application needs.

Team Agxcel

Look out for QR codes throughout our catalog to jump directly to our corresponding YouTube information page. Here's one! Give it a try!



REV:NL.5052026v1

360 Dash

Fertilizer Application System


ROBUST * RELIABLE * SIMPLE

Introducing...

AgXcel & 360 Yield Center have partnered together to provide an optimized fertilizer pump system for the 360 DASH in-furrow fertilizer system.

Custom made specifically for 360 DASH, several components have been added to make applying starter fertilizer as simple and as trouble free as possible. These components include...

- Pressure Transducer.
- A Master Ball Valve to hold pressure.
- A 50PSI Pressure Regulator to ensure you never build too much pressure.
- Two Positive Displacement Diaphragm Pumps to ensure consistent application at the rows.
- A Magnetic Flow Meter to accurately dispense and adjust rate as needed.
- Two filters to prevent plugging the pumps.
- AgXcel's Custom PWM to lock in on all desired rates.




The customized Dash unit built to Yield 360 center requirements and included in each kit is:

- GX2C Dual Electric or GX5 Hydraulic Unit
- Pressure Transducer kit
- 50 mesh filters (x2)
- 50 psi Pressure relief valve
- 2-way electric valve mounted and plumbed
- Orion Magnetic flow meter
- 20ft battery harness 40 amp
- Power Extension
- Universal mounting bracket




Features:

- Both Electric & Hydraulic Diaphragm Pumps available
- Easily controlled through the 360 Yield Center Dash App
- Backed by AgXcel's Customer Support Team



GX1

GX1 SYSTEM COMPONENTS		
PN#	DESCRIPTION	
A	AGX406	up to 6R FLOW COLUMN BACK (Wht)
	AGX414	up to 8R FLOW COLUMN BACK (Wht)
	AGX20106	7 - 12R FLOW COLUMN BACK (Wht)
B	AGX18082	MOUNTING BRACKET for PN#406
	AGX18088	MOUNTING BRACKET for PN#414
	AGX18083	MOUNTING BRACKET for PN#20106
WILGER COLUMN HARDWARE KIT - PN#AGX38324 One kit is used for mounting up to 12R onto a GX1 chassis (tomahawk) bracket.		
C	AGX25709	WILGER TOP CAP 1/4 QC (outlet to rows)
	AGX17655	WILGER TOP CAP 3/8 QC (outlet to rows)
D	AGX33816	GAUGE (If mounted as shown)
	AGX53769	GX REMOTE GAUGE KIT (60psi)
E	AGX18039	COLUMN END CAP & CLIP
F	AGX38260	GX CHASSIS (Tomahawk)
G	AGX18037	WILGER CENTER FED TEE (as shown) (if using gauge add PN#52142- Elbow)
H	AGX32239	3/4" HOSE SHANK (INLET)
**IF NOT USING A CENTER INLET FEED **		
INLET OPTIONS	AGX18034	3/4" HOSE SHANK - 90 DEG
	AGX18032	3/4" HOSE SHANK
	AGX25682	LOCK U-CLIP
AGX53961	GX1 MOUNT AVAILABLE TO RAISE OR MANEUVER A CROWDED TOOLBAR	
AGX53578	GXUBolt 7 X 8 1/2 X 1/2" (Case/JD)	
AGX20329	GXUBolt 5 X 7 X 1/2"	
AGX17585	GXUBolt 5 X 8 1/2 X 1/2" (Kinzie)	
AGX38446	GXUBolt 7 X 5 X 1/2"	
AgXcel stocks a wide variety ubolt sizes		
K	AGX20002	5.3 GPM PUMP QC
	AGX20162	5.3 GPM PUMP THREADED
L	AGX51169	50 MESH IN LINE FILTER
OPTIONS	AGX51208	30 MESH FILTER ONLY
	AGX17677	50 MESH FILTER ONLY
	AGX51238	80 MESH FILTER ONLY
	AGX51192	100 MESH FILTER ONLY
M	AGX51171	80 MESH IN LINE FILTER
N	AGX32331	3/4" BARB ELBOW 3/4MNPT
O	AGX17919	FITTINGS FOR QC PUMP
	AGX32313	FITTINGS FOR THREADED PUMP



Clean, sleek and efficient....tried and tested

- Shipped pre-assembled to YOUR specs.
- Easy Installation and seamless management
- Single Pump Configurations
- Large 4" Gauge for proper pressure management
- Filters, 50 & 80 Mesh Screen
- Custom built weather packed harnesses
- Withstands even the most demanding conditions


Perfectly paired with our Manual rate controller
(See pg. 40-41 for kit details)

- Simple & Effective flow control management
 - Easy Flow Regulator
 - On/Off Switch
- Simple, plug 'n play Installation

See pg. 14 - 25 for manifold part numbers - kits based upon no# of rows. Call for details.

GX2


GX2C SYSTEM COMPONENTS		
PN#	DESCRIPTION	
A	SOLD SEPARATELY	See pg. 26 - 29 for flow meter options. Call for details.*
B		See pg 34 - 41 for Integration options Call for details.*
Basic GX2C replacement parts If you do not see the particular part you need, please contact our sales team for assistance.		
C	AGX55117	GX2C CHASSIS - Metal Chassis only
D	AGX55070	CAP ADAPTER FOR GAUGE T3M 1/4"
E	AGX55069	MODULAR REGULATOR T3 HIGH FLOW
	AGX20808	3/8" PLUG (back of Regulator - not shown)
F	AGX55068	4-WAY FITTING 90° T3F
G**	AGX53491	PRESSURE TRANSDUCER KIT (*Optional Add-on)
H	AGX19848	BLEEDER VALVE 1/4" QC
I	AGX260	QC1 - 90 DEG 1/4" QC TO 1/4" MALE NPTF
J	AGX33816	60 PSI GAUGE
K	AGX20002	5.3 GPM PUMP QC (STANDARD)
	AGX17919	BARB FOR QC PUMP (Inlet & Outlet)
	AGX20162	5.3 GPM PUMP THREADED
THE GX2C ONLY SUPPORTS ONE FILTER OPTION		
L	AGX55066	80 MESH IN LINE FILTER (STD ON GX2C)
	AGX13189	INTERIOR FILTER ORING (NOT SHOWN)
OPTIONS	AGX56119	32 MESH FILTER ONLY
	AGX55549	50 MESH FILTER ONLY
	AGX55548	80 MESH FILTER ONLY
	AGX56471	100 MESH FILTER ONLY
M	AGX55065	THREADED SOCKET T3F
N	AGX308	3/4 BLACK HOSE
	AGX19646	9/16 -1-1/4 STAINLESS STEEL HOSE CLAMP
	AGX18204	3/4" HOSE BARB Y (FOR DUAL SYS ONLY)
O	AGX54664	ELBOW T3M D.20 = 3/4"
P	AGX54662	ELBOW T3F D.20
Q	AGX54671	3-WAY BALL VALVE T3M
R	AGX54664	ELBOW T3M D.20 = 3/4"
S	AGX55129	GX2CBASEBKT (STD GX2C BASE)
T	AGX54701	2-WAY BALL VALVE
OPTIONAL MOUNTING BRACKETS FOR THIS GX STYLE		
U	AGX53833	GX2BSTACKERBASEJD
V	AGX53964	GX2BCCS/1790/DB/ADAPT BKT
W	AGX37659	GX2C NT BASE - KINZIE
X	AGX56030	GX2C STACKER EXTENDED BASE




G ** The GX2C Style has an optional port for a Pressure Transducer

See page 30 -33 for Section valve kit details and ordering part numbers.

GX2C SYSTEM COMPONENTS	
PN#	DESCRIPTION
AGX54674	GASKET, VITON T3
AGX54677	FORK D.3 DIST.29
FITTINGS DO NOT INCLUDE FORKS AND GASKET/ORINGS. PARTS LISTED ABOVE.	



See pg. 14 - 25 for manifold part numbers - kits based upon no# of rows. Call for details.






*See pg. 34 - 41 for Integration Details

See pg. 26 - 29 for flow meter options. Call for details*

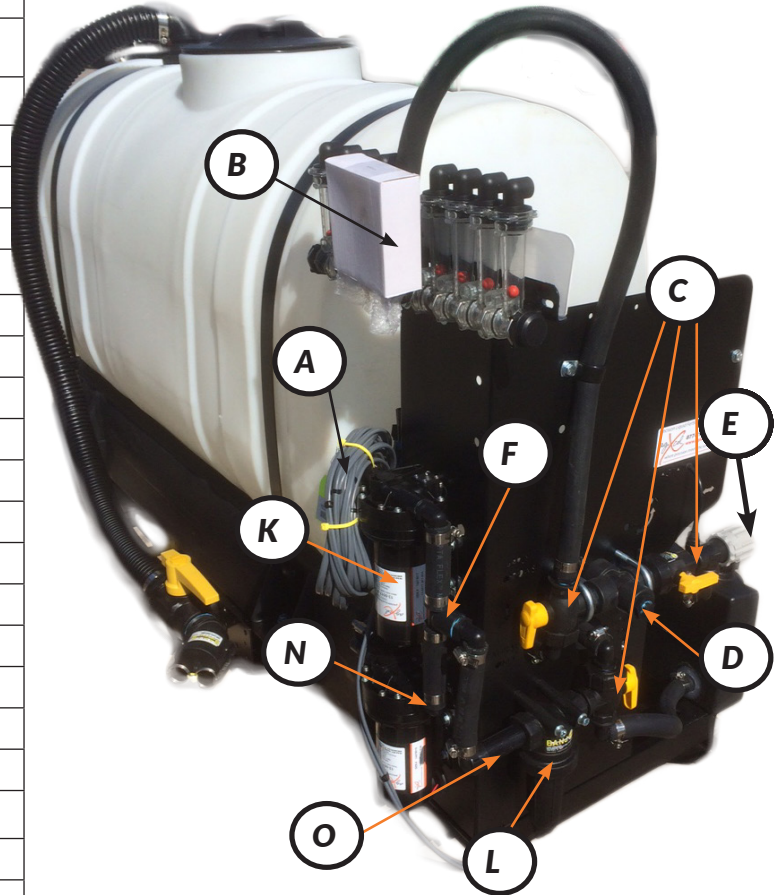
Precision Liquid Fertilizer Solutions
 agxcel 877-218-1981
 www.agxcel.com
 where precision meets the soil.

GX2 SYSTEM COMPONENTS		
PN#	DESCRIPTION	
A	SOLD SEPARATELY	*See page 30 - 33 for Section valve kit details and ordering part numbers.*
B		*See pg. 14 - 25 for manifold part numbers - kits based upon no# of rows. Call for details.*
Basic GX2 replacement parts If you do not see the particular part you need, please contact our sales team for assistance.		
C	AGX19935	GX2CHASSIS - Metal Chassis only
D	AGX20331	PUMP MOUNTING BRACKET
	AGX20381	GX PUMP HARDWARE KIT for Bracket
E	AGX39500	BYPASS VALVE
F	AGX53960 AGX53959	BYPASS VALVE Bracket (Front/Back) Both are needed to hold relief valve
G	AGX18005	3/4" SHANK
H	AGX15	3/4" HOSE SHANK TEE (inlet)
I	AGX20340	IN LINE TEE FOR BLEEDER VALVE (NOT SHOWN - BACK SIDE)
K	AGX20002	5.3 GPM PUMP QC (STANDARD)
	AGX20162	5.3 GPM PUMP THREADED
L	AGX51169	50 MESH IN LINE FILTER
OPTIONS	AGX51208	30 MESH FILTER ONLY
	AGX17677	50 MESH FILTER ONLY
	AGX51238	80 MESH FILTER ONLY
	AGX51192	100 MESH FILTER ONLY
M	AGX51171	80 MESH IN LINE FILTER
N	AGX32331	3/4" BARB ELBOW 3/4MNPT
O	AGX17919	FITTINGS FOR QC PUMP
	AGX32313	FITTINGS FOR THREADED PUMP
OPTIONAL MOUNTING BRACKET FOR THIS GX STYLE		
P	AGX53969	GX2CHASSIBASEKIT (REQ 8-10" BAR MINIMUM)
Q	AGX55060	GX2CHASSISEXTENDERKIT
R	AGX53970	GX2CHASSIS FOR JD CCS (NO REFUGE TANK PRESENT)
S	AGX55792	GX2 CCS CHASSIS BASE 1770/1790 (BETWEEN SEED BINS)





GX3 SYSTEM COMPONENTS		
PN#	DESCRIPTION	
A	SOLD SEPARATELY	*See pg. 34 - 41 for Integration Details
B		*See pg. 14 - 25 for manifold part numbers - kits based upon no# of rows. Call for details.*
Basic GX3 replacement parts If you do not see the particular part you need, please contact our sales team for assistance.		
C	AGX37667	3-WAY BALL VALVE 3/4" NPT
D	AGX50273	4-WAY CROSS
E	AGX39500	BYPASS VALVE
F	AGX32476	3/4 FEMALE BARB TEE
G	AGX18005	3/4" SHANK
H	AGX15	3/4" HOSE SHANK TEE (inlet)
I	AGX20340	IN LINE GAUGE TEE (on back side plumbing)
K	AGX20002	5.3 GPM PUMP QC (STANDARD)
	AGX20162	5.3 GPM PUMP THREADED
L	AGX51169	50 MESH IN LINE FILTER
OPTIONS	AGX51208	30 MESH FILTER ONLY
	AGX17677	50 MESH FILTER ONLY
	AGX51238	80 MESH FILTER ONLY
	AGX51192	100 MESH FILTER ONLY
M	AGX32331	3/4" BARB ELBOW 3/4MNPT
N	AGX17919	FITTINGS FOR QC PUMP
	AGX32313	FITTINGS FOR THREADED PUMP
O	AGX51999	4" NIPPLE
OPTIONAL MOUNTING BRACKET FOR THIS GX STYLE		
	AGX55579	GX3 STANDARD MOUNT 9" (Not Shown)
P	AGX53940	GX3 STANDARD MOUNT 21"
Q	AGX38333	GX3 OFFSET MOUNT
AGXCEL STOCKS A VAST ARRAY OF UBOLT SIZES TO MOUNT OUR SYSTEMS TO MOST ANY IMPLEMENT		



See pg. 26 - 29 for flow meter options. Call for details*

See page 30 - 33 for Section valve kit details and ordering part numbers.



CALCULATOR

Our easy to use, orifice and metering tube calculator is available FREE now on the App Store.



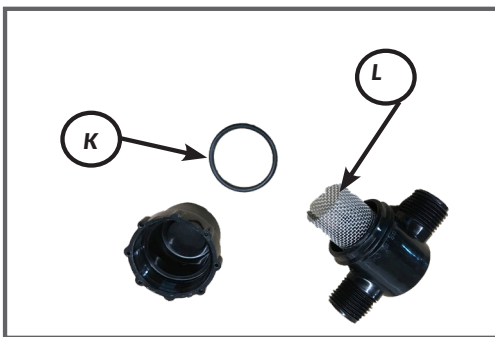

GX12i



Also available with 20 gallon tank

GX12INJECTOR - COMPLETE UNIT		
%	PN#	ITEM
2%	AGX20202	2% COMPLETE UNIT
5%	AGX20556	5% COMPLETE UNIT
2%	AGX57411	2% 20 GALLON COMPLETE UNIT
5%	AGX57412	5% 20 GALLON COMPLETE UNIT

INJECTOR LOWER PLUMBING			
	PN#	QTY#	ITEM
A	AGX52146	1	3/4 X 90D ELBOW
B	AGX52108	1	1-1/4 X 3/4 REDUCER
C	AGX32331	1	3EL34 POLY ELBOW
D	AGX37667	1	3/4 3 WAY BALL VALVE
E	AGX32432	1	3/4 X 1/2 BUSHING
F	AGX31209	1	MINI STRAINER W/20MESH
G	AGX32272	1	1/2" FEMALE TO 3/8" BARB
H	AGX20808	1	3/8 STEM X 3/8 BARB
I	AGX17614	3FT	3/8" BLACK HOSE
J	AGX17649	2	SS HOSE CLAMPS #6




*PARTS INSIDE MINI STRAINER PN#31209			
K	AGX30015	1	GASKET - BUNA
L	AGX54426	1	20 MESH SCREEN
OPTIONAL MESH SCREEN/GASKET SOLD SEPARATELY			
AGX30300		80 MESH SCREEN	
AGX30013		GASKET - VITON	

System must be flushed out after every use to avoid damaging components



INJECTOR COMPLETE UPPER PLUMBING		
%	PN#	ITEM
2%	AGX20549	2% PLUMBING KIT - UPPER UNIT
5%	AGX20555	5% PLUMBING KIT - UPPER UNIT

System must be flushed out after every use to avoid damaging components



INJECTOR UPPER PLUMBING COMPONENTS			
	PN#	QTY#	ITEM
A	AGX37667	1	3-WAY BALL VALVE
B	AGX19646	2	CLAMP(S) #12
ONLY ONE OF THE BELOW FOR PART C DEPENDING ON PERCENT OF INJECTOR			
C*	AGX54108	1	2% INJECTOR
	AGX53513	1	5% INJECTOR

**For GX12 agitation kit see page 53 of the GX optional kit section. **

D	308	2FT	3/4" BLACK HOSE
E	AGX32331	3	3EL34 POLY ELBOW
F	AGX18005	1	AL34P-POLY HOSE BARB
G	AGX52214	1	3/4" POLY PIPE TEE
H	AGX32399	1	3/4 THREADED NIPPLE
I	AGX54022	1	3/4" 1# IN LINE CHECK VALVE
J	AGX52146	1	3/4 X 90D ELBOW
ONLY ONE OF THE BELOW FOR PART K DEPENDING ON PERCENT OF INJECTOR			
K*	AGX55176	1	HOSE NUT FOR 2%
	AGX55523	1	HOSE NUT FOR 5%
L	AGX20808	1	3/8 STEM X 3/8 BARB
M	AGX54207	1	3/8 CHECK VALVE .3PSI
N	AGX17649	1	SS HOSE CLAMPS #6



Keep From Extreme Temperature

Protect the injector from freezing temperature or excessive heat.


Rinse Injector After Each Use

Additives allowed to remain in injector can dry out, foul or damage the lower end at the next start-up.

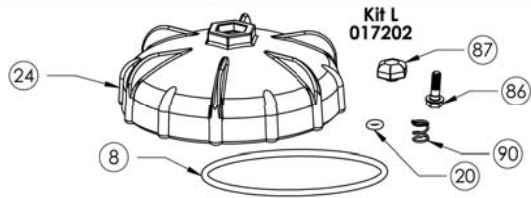
Injector Not in Use for an Extended Period

If the injector has not been stored properly deposits may have dried onto the motor. Before operation, soak entire unit into room temperature water approximately 72°F (22°C) for a 24 hour period.





INJECTOR REPLACEMENT PARTS		
KIT#	PN#	ITEM
102801NPT	AGX54496	BODY, ADJUSTABLE GX12i NPT
KIT H-017200	AGX54492	MOTOR PISTON REPLACEMENT
KIT L-017202	AGX54494	REPLACEMENT COVER KIT



Kit H WSP: Motor piston kit
Motor piston assembly



Change as needed

**NOTE: Parts within kits are not available for individual sale. Only as complete kits **

System must be flushed out after every use to avoid damaging components

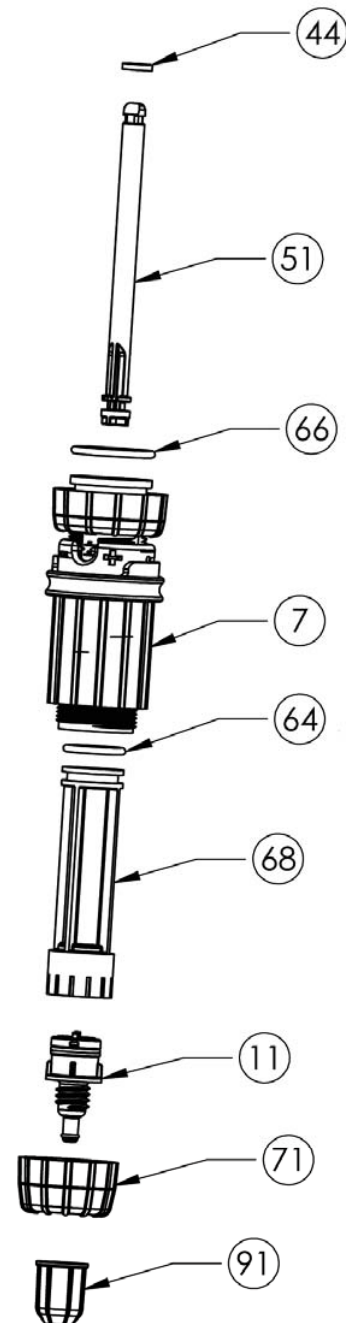
KIT A

KIT B

KIT D

KIT E

KIT G



Kit A: Dosage gasket kit

Dosage gasket



- Light Usage:**
Change every 6-12 months
- Medium Usage:**
Change every 6 months
- Heavy Usage:**
Change every 3-4 months

Kit B: Wear kit

Dosing gasket, shaft



Change as needed

Kit D WSP: Check valve kit

Suction tube fitting assembly (poppet, O-ring, spring, fitting)



Change as needed

Kit E: Wear parts maintenance kit

Inner cylinder, shaft and check valve



Change as needed

Kit G WSP: Complete lower end kit

Dosing gasket, O-ring, shaft, gasket, inner cylinder and check valve, outer cylinder, ratio adjuster, O-rings, pin, filter, solution tube with strainer filter



Change as needed

Every 3 - 6 Months

1. Clean Seal areas #44.
2. Clean & Check #64 Seal, #68 Cylinder, clean and/or replace as necessary.
3. Clean Filters

Every 6 - 12 Months

1. Replace Dosage gasket #44.
2. Clean and/or replace Check Valve, inside #11 Suction Tube Fitting.

Replace as Necessary

1. #68 Cylinder
2. #64 O-ring/Gasket
3. Motor Piston #9
4. #51 and #44 Shaft Assembly
5. Check Valve Assy and Tubing

All referenced kits come with standard Viton seals.

NOTE: Maintenance intervals may vary depending on conditions of use and the chemicals being injected.

2% INJECTOR MAINTENANCE KITS		
KIT#	PN#	ITEM
KIT A-017210WSP	AGX54527	AQUA BLEND 2% WSP WEAR KIT A VITON
KIT B-017211WSP	AGX55532	AQUA BLEND 2% ADJ. WEAR KIT B VITON
KIT D-017213WSP	AGX54528	AQUA BLEND 2% ADJ. WEAR KIT D CHECK VALVE VITON
KIT E-017214WSP	AGX55541	AQUA BLEND 2% ADJ. WEAR KIT E VITON
KIT G-017216WSP	AGX55542	AQUA BLEND 2% ADJ. WEAR KIT G LOWER REPLACEMENT VITON

5% INJECTOR MAINTENANCE KITS		
KIT#	PN#	ITEM
KIT A-017220WSP	AGX55524	AQUA BLEND 5% WSP WEAR KIT A VITON
KIT B-017221WSP	AGX55540	AQUA BLEND 5% ADJ. WEAR KIT B VITON
KIT D-017223WSP	AGX55525	AQUA BLEND 5% ADJ. WEAR KIT D CHECK VALVE VITON
KIT E-017224WSP	AGX55526	AQUA BLEND 5% ADJ. WEAR KIT E VITON
KIT G-017226WSP	AGX55527	AQUA BLEND 5% ADJ. WEAR KIT G LOWER REPLACEMENT VITON

DEFINITIONS:

LIGHT USAGE: Injector is used once a week

MEDIUM USAGE: Injector is used 3-4 times each week

HEAVY USAGE: Injector is used 24 hours a day, seven days a week

System must be flushed out after every use to avoid damaging components

2% RATIO TO SET %	
RATIO	SET%
50 - 57	2.0%
58 - 64	1.8%
65 - 80	1.5%
81 - 95	1.25%
96 - 130	1.0%
131 - 180	.75%
181 - 400	.50%
401 - 650	.20%

STEPS TO CALCULATE YOUR %

1. TAKE YOUR CHEMICAL TOTAL OZ.
2. DIVIDE THAT NUMBER BY TOTAL OZ OF CARRIER
3. MOVE DECIMAL RIGHT 2 SPACES
EX: 6oz/640 = 0.009 = .9%

5% RATIO TO SET %	
RATIO	SET%
20 - 21	5.0%
22 - 23	4.5%
24 - 25	4.0%
26 - 30	3.5%
31 - 34	3.0%
35 - 42	2.5%
43 - 57	2.0%
58 - 75	1.5%
76 - 128	1.0%




GX12HP

The AgXcel GX12HP Revolution is a state-of-the-art high pressure chemical injection solution designed for the precise dose of Nano application solutions. Whether you are looking to inject low volume insecticides, fungicides or inoculants the GX12HP can effectively handle rates as low as 2 ounces per acre. Designed with the ability to accurately dispense liquid at high pressure. Injection is exact and precise with the ability to manage and change rates on the fly.



- GX12hp Low Flow - For use with injection rates from 2oz/min to 24oz/min
- GX12hp High Flow - For use with injection rates from 20oz/min to 128oz/min
- High performance positive displacement pump equates to an accurate and precise dosage on every acre.
- Utilizing AgXcel's state of the art proprietary electronic motor driver.

Great for use with insecticides, fungicides, nutrient managers and micro-nutrients. With the ability to seamlessly integrate fully into major OEM controllers like Field-IQ, Agleader, Raven, Micro-Trak, Pro700/ AccuControl and John Deere, management of the GX12HP becomes effortless. With the use of AgXcel integration kits the setup is simple and straight forward.

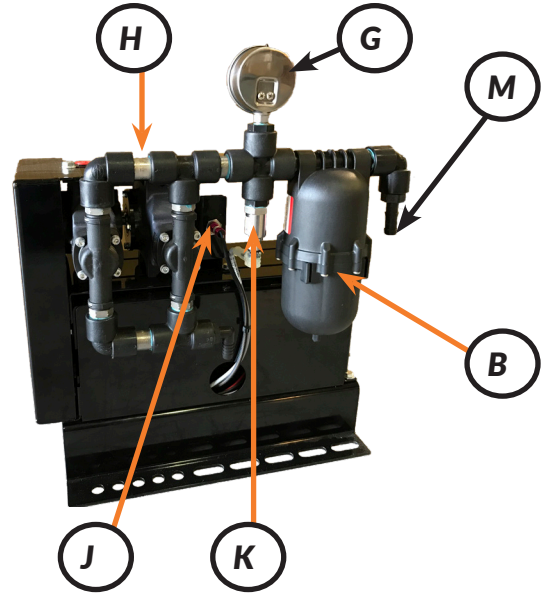



GX12HP 20 Gallon Tank Kit (PN# AGX57363)

HARNESS	
PN#	DESCRIPTION
AGX51854	GX12HP MAIN HARNESS
AGX56199	GX12HPREV - FLOW SENSE 'Y'
AGX53594	6 SECTION BOOM
AGX20031	TRANSDUCER EXT SOLD BY THE FT
BOOM EXTENSIONS	
AGX56174	50' EXTENSION
AGX56173	40' EXTENSION
AGX56172	30' EXTENSION
AGX56171	20' EXTENSION
PLUMBING	
AGX19920	1/4" TUBING
AGX37619	1/2" BLK HOSE
AGX17649	#6 HD CLAMPS FOR PN#37619
AGX308	3/4 BLK HOSE (PRE CUT IN 50FT)
AGX19646	#12 CLAMPS FOR PN#308 HOSE
PWM EXTENSIONS	
AGX53665	20FT
AGX53666	30FT
AGX53668	40FT

ACCESSORY - MOUNTING BRACKETS	AGX55207	55G TANK PLUMBED W/CRADLE & STRAPS - NO SYSTEM
	AGX55545	110G TANK PLUMBED W/CRADLE & STRAPS - NO SYSTEM
	AGX31288	WEDGE - 55GAL ONLY
	AGX56317	UNI ARMS MOUNT KIT - 110GAL ONLY
	AGX55598	GX40_UNIVERSAL 6"
	AGX55597	GX40_UNIVERSAL 16"
	AGX55596	GX40_UNIVERSAL 24"
	AGX17709	RINSE TANK ARM MOUNT
	AGX37719	3GAL RINSE TANK MOUNT
	AGX55625	GX40 LOW PROFILE TANK KIT
	AGX20554	GXUBOLT 6X8 X5/8
	AGX37776	GXUBOLT 4X7.5 X5/8
	AGX53719	GX_BOLT9x5/8"

GX12HP



GX12HP SYSTEMS	
AGX51858	GX12HP-HV1 / SYSTEM / RPM120
AGX51861	GX12HP-HV2 / SYSTEM / RPM120
AGX57363	20 GALLON TANK KIT ADDON

MISC PARTS	
AGX56097	ANHYDROUSINLINEMIXER1-1/2"
AGX56363	NH3 N-SERVE CHECK VALVE 1/2"
PLUNGER PUMP PARTS	
AGX20592	GX12HPPUMPSEALKIT28MM
AGX20586	GX12HPOILPLUG3/8"
AGX20261	GX12HPPUMPHEAD,PABLACK
AGX56198	GX12HPPUMP FORK
AGX20593	GX12HPSPARESKIT


GX12HP REVOLUTION INJECTOR		
	PN#	DESCRIPTION
	A	AGX55662 GX12HPREV - INJPUMP-P1
	B	AGX56085 ACCUMULATORTANK3/8FNPT
	C	AGX47183 GX12HPREV - MODULE ONLY
	D	AGX50272 POLY 1/2" CROSS FEM
	E	AGX52213 POLY TEE 1/2" FEM
	F	AGX50576 POLY ELBOW 1/2" FEM
NOT SHOWN		AGX55729 GX12HPREV - HIGHRPM MOTOR
		AGX57400 TIMING BELT 3/8" PITCH 16T
		AGX56857 TIMING PULLEY 16T
		AGX57399 TIMING PULLEY 3/8" PITCH 16T
		AGX57305 FLOW SWITCH GX12HP
	G	AGX20844 2.5 SST GAUGE 400PSI
	H	AGX20603 NIP3041/2X2 - 1/2" NIPPLE
	I	AGX47201 GX12HPREV - ENCLOSURE
	J	AGX1534 RPM SENSOR
	K	AGX53491 PRESSURE TRANSDUCER KIT
	L	AGX18022 PWM KIT
	M	AGX32246 1/2" HB



SIGHT COLUMN BRACKETS		
PN#	DESCRIPTION	
A	AGX406	UP TO 6R WHT BACKDROP
	AGX414	UP TO 8R WHT BACKDROP
	AGX20106	UP TO 12R WHT BACKDROP
B	AGX18082	MOUNTING BRACKET FOR PN#406
	AGX18088	MOUNTING BRACKET FOR PN#414
	AGX18083	MOUNTING BRACKET FOR PN#20106
SIGHT COLUMN HARDWARE KIT - PN# AGX38324 One kit is used for mounting up to 12R onto a GX1 chassis (tomahawk) bracket.		

C	AGX25709	1/4" PTC TOP	
	AGX18033	3/8" BARB TOP	
	AGX17655	3/8" PTC TOP	
	AGX370	8MM (5/16")PTC TOP (Special order)	
	AGX25701	1/2" BARB TOP (Special order)	
D	*ONLY ONE GAUGE OPTION INCLUDED IN KIT	AGX33812	160 PSI GAUGE
		AGX33816	60 PSI GAUGE
		AGX53769	60 PSI REMOTE GAUGE KIT
		AGX53770	160 PSI REMOTE GAUGE KIT

E	AGX18039	COLUMN END CAP & CLIP
F	AGX38260	GX1 CHASSIS (TOMAHAWK ONLY)
	AGX54123	GXSWIVEL KIT (NO TOMAHAWK)
	AGX428	GXCHASSIS SWIVEL KIT (COMPLETE)
G	AGX18037	CENTER FEED
	AGX32239	3/4" HOSE SHANK INLET
FEED OPTIONS IF NOT USING CENTER TEE	AGX18034	3/4" HOSE SHANK - ELBOW
	AGX18032	3/4" HOSE SHANK
	AGX25682	LOCK U-CLIP
H	AGX52142	1/4 GAUGE ELBOW
I	AGX53961	GX1 MOUNT AVAILABLE TO RAISE OR MANOEUVRE A CROWDED TOOLBAR



COMMON BOLT(S)	AGX PART NUMBER	DESCRIPTION
	AGX53578	GXUBOLT 7 X 8 1/2" (CASE/JD)
	AGX20329	GXUBOLT 5 X 7 X 1/2"
	AGX17585	GXUBOLT 5 X 8 X 1/2" (KINZIE)
	AGX38446	GXUBOLT 7 X 5 X 1/2"

BOLT KITS	AGX PART NUMBER	DESCRIPTION
	AGX356	1/2" BOLT KIT
	AGX38324	SIGHT COLUMN BOLT KIT
	AGX20095	SWIVEL BOLT KIT
	AGX53705	1/2 SPIN NUT
	AGX37601	5/8 SPIN NUT

OPTIONAL WEIGHTED BALLS FOR DARKER CHEMICALS	AGX PART NUMBER	DESCRIPTION
	AGX25685	ORANGE CELON BALL
	AGX18081	WHITE CELON BALL
	AGX18092	PINK CELON BALL


PLUMBING	
AGX13393	3/4" BLACK HOSE - 50FT (Use #12 CLAMPS - PN#AGX19646)
AGX13394	1/4" BLACK TUBING - 50FT
AGX13395	1/4" BLACK TUBING - 100FT
AGX13396	3/8" BLACK TUBING - 100FT
AGX13397	3/8" ORANGE TUBING - 100FT
AGX13398	3/8" BLACK HOSE - 50FT (Use #6 CLAMPS - PN#AGX17649)
AGX37619	1/2" BLACK HOSE - SOLD BY FT (SPECL ORDER) (Use #6 CLAMPS - PN#AGX17649)

SIGHT COLUMNS		
PN#	DESCRIPTION	
LOW FLOW	AGX25689	Wilger Low Flow Column Only
	AGX25687	Wilger Low Flow Column W/balls, clip, retainer (No Top)
	AGX37617	Wilger Low Flow Complete Column(s) - 4 pack w/ End cap, clips & 1/4QC Tops
	AGX37723	Wilger Low Flow Complete Column(s) - 4 pack w/End cap, clips & 3/8QC Tops
BALL SELECTION FOR 30" ROWS		
1-3 GPA	AGX18077	Green Plastic* Ball
2-4 GPA	AGX18078	Red Plastic* Ball
3-6 GPA	AGX18079	Maroon Glass Ball
5-10 GPA	AGX18080	Stainless Steel Ball
*These balls may float to the top with heavier fertilizers, such as 10-34-0. Use Maroon glass in this case.		

K	AGX19646	SST - #12 CLAMP
L	AGX54662	ELBOW T3F D.20 = 3/4" (QTY 2)
M	AGX54701	2-WAY BALL VALVE T3M
	AGX54674	O RING VITON (QTY 3)
N	AGX54664	HOSE TAIL T3M D.20 = 3/4"
	AGX54674	O RING VITON
O	AGX54677	FORK FOR T3 FITTINGS

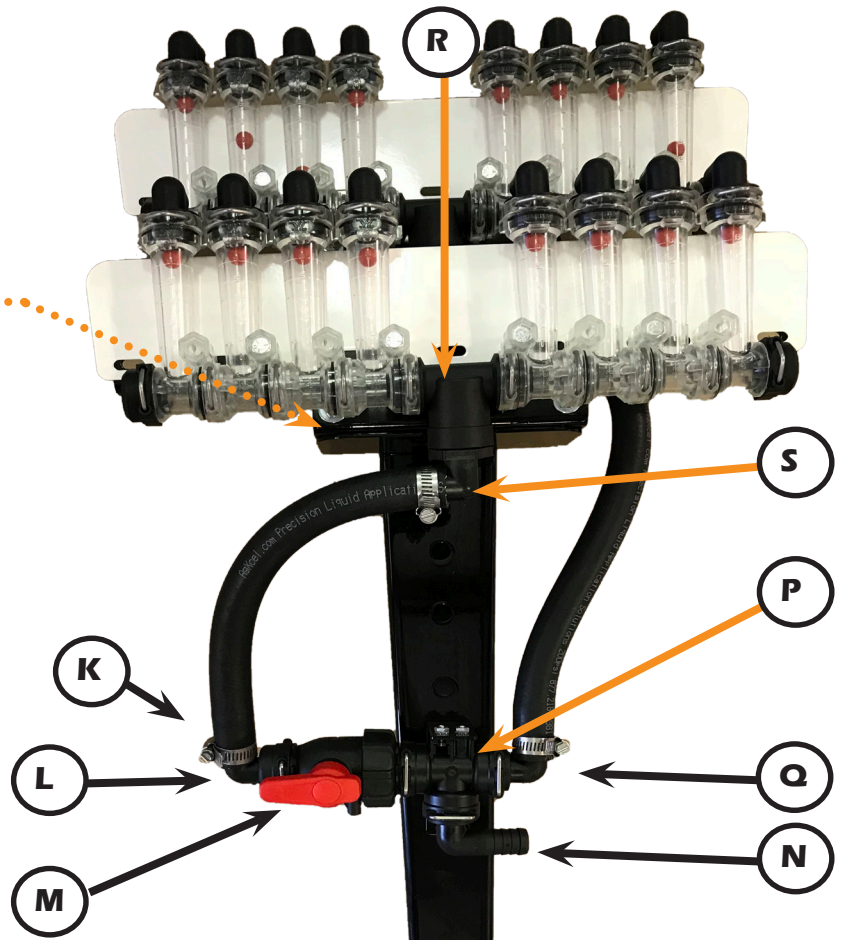
An extended swivel bracket (PN# AGX54839) allows the flow indicator assembly bracket to mount at an angle and at a distance away from secondary assembly for improved viewing

P	AGX54669	"T" FITTING T3F-T3F-T3F
	AGX17702	T FITTING MOUNTING BRACKET
Q	AGX308	3/4" BLACK HOSE (sold by ft)
R	AGX18041	ORS MXMXF TEE
S	AGX18034	3/4" HB ORS ELBOW



Sample Illustration of an inter plant wilger column setup

SIGHT COLUMNS		
PN#	DESCRIPTION	
STANDARD FLOW	AGX55153	Wilger Standard Flow Column Only
	AGX20985	Wilger Standard Flow Column W/balls, clip, retainer (No Top)
	AGX37637	Wilger Std Flow Complete Column(s) 4 pack w/ End cap, clips & 3/8 barb Tops
	AGX37724	Wilger Std Flow Complete Column(s) - 4 pack w/End cap, clips & 3/8QC Tops
BALL SELECTION FOR 30" ROWS - STD FLOW		
3-6 GPA	AGX18077	Green Plastic* Ball
3-10 GPA	AGX18078	Red Plastic* Ball
10-20 GPA	AGX18079	Maroon Glass Ball
13-70 GPA	AGX18080	Stainless Steel Ball
*These balls may float to the top with heavier fertilizers, such as 10-34-0. Use Maroon glass in this case.		







T	AGX18000	3/4" 2 WAY BALL VALVE
U	AGX18005	3/4" MPT 3/4" HB
V	AGX18204	3/4" POLY Y FITTING
X	AGX18034	3/4" HB ELBOW

ORIFICES		
PN#	DESCRIPTION	
SPECIAL ORDER	AGX17975	DC-BLANK
	AGX18203	30-DC010 GREY LF
	AGX19967	30-DC014 - ROYAL BLUE LF
	AGX17591	30-DC018 TERRACOTA
	AGX54523	30-DC020 BLACK LF
	AGX17964	30 DC 023 PINK
	AGX17965	30-DC028 GREY
	AGX17966	30-DC015 - BLACK
	AGX17967	30-DC-02 BROWN
	AGX17968	30-DC-03 ORANGE
	AGX53501	30-DC-035 MAROON
	AGX17969	30-DC-04 RED
	AGX17970	30-DC-05 BLUE
	AGX17971	30-DC-06 YELLOW
	AGX17972	30-DC-07 EMERALD GREEN
	AGX17973	30-DC-08 WHITE
	AGX17974	30-DC-10 LIME (IMPERIAL) GREEN
	AGX19962	30-DC-12 ROYAL BLUE

METERING TUBES		
PN#	DESCRIPTION	
AGX13400		GX6MT - PINK (PER ROW = 8FT)
AGX38233		GX6MT - PINK (SOLD BY FT)
AGX13401		GX6MT - YELLOW (PER ROW = 8FT)
AGX38241		GX6MT - YELLOW (SOLD BY FT)
AGX13402		GX6MT - GREY (PER ROW = 8FT)
AGX38237		GX6MT - GREY (SOLD BY FT)
AGX13403		GX6MT - NAVY BLUE (PER ROW = 8FT)
AGX38242		GX6MT - NAVY BLUE (SOLD BY FT)
AGX13404		GX6MT - BROWN (PER ROW = 8FT)
AGX38243		GX6MT - BROWN (SOLD BY FT)
AGX13405		GX6MT - SKY BLUE (PER ROW = 8FT)
AGX38250		GX6MT - SKY BLUE (SOLD BY FT)
AGX13406		GX6MT - GREEN (PER ROW = 8FT)
AGX38251		GX6MT - GREEN (SOLD BY FT)
AGX13407		GX6MT - PURPLE (PER ROW = 8FT)
AGX38245		GX6MT - PURPLE (SOLD BY FT)
AGX13408		GX6MT - ORANGE (PER ROW = 8FT)
AGX38246		GX6MT - ORANGE (SOLD BY FT)
AGX13409		GX6MT - RED (PER ROW = 8FT)
AGX38247		GX6MT - RED (SOLD BY FT)
AGX13410		GX6MT - BLACK (PER ROW = 8FT)
AGX38248		GX6MT - BLACK (SOLD BY FT)
*SOLD BY THE FT - HAS LIMITED STOCK. RATES CANNOT BE QUANTIFIED IF USING LESS AND/OR MORE THAN RECOMMENDED 8FT CUTS PER ROW.		

CHECK VALVE MISC COMPONENTS	
PN#	DESCRIPTION
AGX26321	CR DIAPH MOD ASY 10 PSI BLK CAP
AGX41716	CR DIAPH MOD ASY 4 PSI BLUE CAP
AGX54538	O'RING VITON - PRESSURE PAD
AGX53583	WLG_4# CV GX6 CAP ONLY (ADD #26410)
AGX26331	WLG_10# CV GX6 CAP ONLY (ADD #26410)
AGX25712	WILGER 1/4" TUBE GUIDE
AGX25718	WILGER 3/8" TUBE GUIDE
AGX25803	VITON DIAPHRAGM (OLD STYLE - LIMITED)
AGX25799	BUNA DIAPHRAGM (OLD STYLE- LIMITED)
AGX25951	RADIAL LOCK CAP OUTER O-RING
AGX26410	NEW STYLE FKM DIAPHRAGM
AGX25953	COMBO-JET SEAL/STRAINER ADAPTER
AGX25772	1/2" HB SHANK 1/4 MNPT
AGX54015	1/2" HB RADIAL CAP
AGX370	8mm (5/16") PTC WILGER TOP (Spec Order)

PLUMBING	
AGX13393	3/4" BLACK HOSE - 50FT (Use #12 CLAMPS - PN#AGX19646)
AGX13394	1/4" BLACK TUBING - 50FT
AGX13395	1/4" BLACK TUBING - 100FT
AGX13396	3/8" BLACK TUBING - 100FT
AGX13397	3/8" ORANGE TUBING - 100FT
AGX13398	3/8" BLACK HOSE - 50FT (Use #6 CLAMPS - PN#AGX17649)
AGX37619	1/2" BLACK HOSE - SOLD BY FT (SPECL ORDER) (Use #6 CLAMPS - PN#AGX17649)

CHECK VALVES			
	KIT#	ASSEMBLED PN#	DESCRIPTION
4#	AGX310	AGX38169 = BODY AGX38171 = 1/4 PTC CAP	4# CHECK VALVE WITH 1/4" PTC INLET/OUTLET 
	AGX305	AGX28549 = BODY AGX54260 = 3/8 PTC CAP AGX19884 - 3/8 PTC INLET (QC6)	4# CHECK VALVE WITH 3/8" PTC INLET/OUTLET 
	AGX316	AGX28549 = BODY AGX32253 = 3/8 BARB INLET AGX53465 = 3/8 BARB CAP	4# CHECK VALVE WITH 3/8" HOSE BARB INLET/OUTLET 
10#	AGX313	AGX26315 = BODY AGX32253 = 3/8 BARB INLET AGX53465 = 3/8 BARB CAP	10# CHECK VALVE WITH 3/8" HOSE BARB INLET/OUTLET 
	AGX307	AGX26315 = BODY AGX54260 = 3/8 PTC CAP AGX19884 = 3/8 PTC INLET (QC6)	10# CHECK VALVE WITH 3/8" PTC INLET/OUTLET 











CHECK VALVE -VARIATIONS (IN - OUT)		
	PN#	DESCRIPTION
4#	AGX310	GXWILGER4#CV 1/4"QC
	AGX338	GXWILGER4#CV 1/4"QC - 3/8"QC
	AGX362	GXWILGER4#CV 1/4"QC - 3/8"HB
	AGX394	GXWILGER4#CV 1/4"QC - 1/2"HB
	AGX305	GXWILGER4#CV 3/8"QC
	AGX366	GXWILGER4#CV 3/8"QC - 1/4"QC
	AGX404	GXWILGER4#CV 3/8"QC - 3/8"HB
	AGX407	GXWILGER4#CV 3/8"QC - 1/2"HB
	AGX316	GXWILGER4#CV 3/8"HB
	AGX367	GXWILGER4#CV 3/8"HB - 1/4"QC
	AGX435	GXWILGER4#CV 3/8"HB - 3/8"QC
	AGX429	GXWILGER4#CV 3/8"HB - 1/2"HB
	AGX326	GXWILGER4#CV 1/2"HB
	AGX411	GXWILGER4#CV 1/2"HB - 1/4"QC
	AGX416	GXWILGER4#CV 1/2"HB - 3/8"QC
	AGX423	GXWILGER4#CV 1/2"HB - 3/8"HB

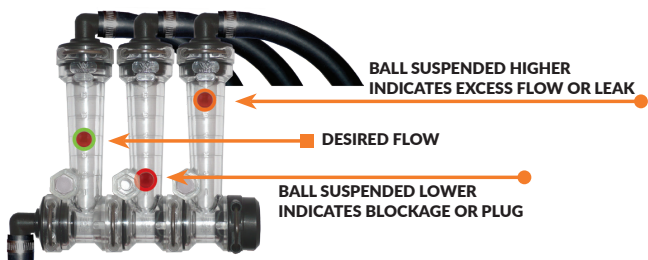
CHECK VALVE -VARIATIONS (IN - OUT)		
	PN#	DESCRIPTION
10#	AGX438	GXWILGER10#CV 1/4"QC
	AGX440	GXWILGER10#CV 1/4"QC - 3/8"QC
	AGX449	GXWILGER10#CV 1/4"QC - 3/8"HB
	AGX401	GXWILGER10#CV 1/4"QC - 1/2"HB
	AGX307	GXWILGER10#CV 3/8"QC
	AGX391	GXWILGER10#CV 3/8"QC - 1/4"QC
	AGX405	GXWILGER10#CV 3/8"QC - 3/8"HB
	AGX408	GXWILGER10#CV 3/8"QC - 1/2"HB
	AGX313	GXWILGER10#CV 3/8"HB
	AGX380	GXWILGER10#CV 3/8"HB - 1/4"QC
	AGX437	GXWILGER10#CV 3/8"HB - 3/8"QC
	AGX430	GXWILGER10#CV 3/8"HB - 1/2"HB
	AGX327	GXWILGER10#CV 1/2"HB
	AGX412	GXWILGER10#CV 1/2"HB - 1/4"QC
	AGX422	GXWILGER10#CV 1/2"HB - 3/8"QC
	AGX425	GXWILGER10#CV 1/2"HB - 3/8"HB

CHECK VALVE MOUNTING BRACKET OPTIONS	
PN#	DESCRIPTION
57092	GXCHECKVALVEMOUNT DUALKIT - USED WITH THE STANDARD WILGER CHECK BODIES MOUNTED SIDE BY SIDE
57091	GXCHECKVALVEMOUNT SINGLE KIT - USED WITH A SINGLE WILGER CHECK VALVE BODY



SIGHT COLUMN COMPONENTS		
	PN#	DESCRIPTION
	AGX25709	WILGER TOP 1/4" QC
	AGX25712	TUBE GUIDE 1/4" QC
	AGX18033	3/8" HB TOP - ELBOW
	AGX25701	1/2" HB TOP - ELBOW
	AGX17655	WILGER TOP 3/8" QC
	AGX25718	COLLET 3/8" ONLY
	AGX19898	WILGER TOP 3/8" FNPT
	AGX38260	GX TOMAHAWK Approx. 32.5" Tall
	AGX19992	FKM "O" ring for use between flow columns & on wilger tops
	AGX25686	VITON "O" ring
	AGX32239	3/4" HB INLET (used with center fed tee PN# 18037)
	AGX52142	1/4" POLY ELBOW (used with center fed tee PN# 18037 tee for gauge)
	AGX262	QC3 1/4" QC TO 1/4" QC
	AGX20407	QC15 3/8" QC TO 3/8" QC
	AGX38240	QC7 1/4" QC TO 3/8" QC

SIGHT COLUMN COMPONENTS		
	PN#	DESCRIPTION
	AGX18032	3/4" HOSE SHANK
	AGX56153	1" HOSE SHANK
	AGX18034	3/4" HOSE SHANK - ELBOW
	AGX18039	COLUMN END CAP W/CLIP
	AGX25682	CLIP ONLY
	AGX18082	MOUNTING BRACKET for PN#406
	AGX18088	MOUNTING BRACKET for PN#414
	AGX18083	MOUNTING BRACKET for PN#20106
	AGX406	up to 6R COLUMN BACKDROP (WHT)
	AGX414	up to 8R COLUMN BACKDROP (WHT)
	AGX20106	7 - 12R COLUMN BACKDROP (WHT)
	AGX25687	LF COLUMN w/balls,clip, retainer (no top)
	AGX25689	LF CLEAR COLUMN ONLY (Not shown)
	AGX53496	LF COLUMN ISO Feed w/balls, clip, retainer - (no top)
	AGX20985	STD COLUMN w/balls,clip, retainer (no top)
	AGX55153	STD CLEAR COLUMN ONLY (Not Shown)
	AGX37617	LF COLUMNS - 4 pk 1/4" QC tops w/end cap
	AGX56573	LF CLEAR COLUMNS - 4 pk 3/8" HB tops w/end cap
	AGX37723	LF COLUMNS - 4 pk 3/8" QC tops w/end cap
	AGX37637	STD COLUMNS - 4 pk 3/8" HB tops w/end cap
	AGX37724	STD COLUMNS - 4 pk 3/8" QC tops w/end cap
	AGX18037	WILGER CENTER FEED TEE (Add PN# AGX32239 1" MNPT X 3/4"HB to connect inlet hose Note: for use with a gauge be sure to add PN#AGX52142)
	AGX25681	FLOW COLUMN BALL RETAINER



GX6 COMPONENTS		
	PN#	DESCRIPTION
	AGX26330	GX6 10# THRU VALVE BODY (NO CAPS or LOCK CLIPS)
	AGX26612	GX6 4# THRU VALVE BODY (NO CAPS or LOCK CLIPS)
	AGX25682	LOCK U-CLIP
	AGX26455	COMBO CLIP PLUG
	AGX26427	COMBO CLIP ADAPTER X 3/8" NPT
	AGX25803 AGX25799 AGX54538 AGX25686	VITON DIAPHRAGM (OLD) BUNA DIAPHRAGM (OLD) ** SEE NOTE BELOW** PRESSURE PAD ORING BUNA PRESSURE PAD ORING VITON-
	AGX26410	FKM DIAPHRAGM (NEW STYLE)-
	AGX54044	GX6 MOUNTING BRACKET W/HARDWARE & L BOLT
	AGX38171 AGX25953 AGX25951 AGX25712	RADIAL CAP 1/4" QC (components below - not shown) O'RING SEAL/STRAINER RADIAL CAP OUTER O'RING (FKM) WILGER 1/4" TUBE GUIDE (NS)
	AGX54011 AGX54010	3/8 PTC QC DIVIDER "Y" 1/4 PTC X 3/8 STEM REDUCER (NEED TWO)

GX6 COMPONENTS		
	PN#	DESCRIPTION
	AGX26148	3/4" 2 WAY SHANK
	AGX26149	3/4" 3 WAY SHANK
	AGX26147	3/4" 1 WAY SHANK
	AGX25887	FKM O'RING IN COMBO END ADAPTERS
	AGX26337	GX6 10# END VALVE BODY - NO FLOW THRU (NO CAPS or LOCK CLIPS)
	AGX37592	GX6 4# END VALVE BODY - NO FLOW THRU (NO CAPS or LOCK CLIPS)
	AGX55005	GX6 DUAL BODY CHECK VALVE (10# - BLK) ASSEMBLED UNIT (pictured)
	AGX55162	GX6 DUAL BODY CHECK VALVE (4# - BLUE) ASSEMBLED UNIT
	AGX20121	1/4" "Y" DIVIDER
	AGX55159	GX6 SINGLE BODY CHECK VALVE (10# - BLK) NO OTHER FITTINGS
	AGX55353	GX6 SINGLE BODY CHECK VALVE (4# - BLUE) NO OTHER FITTINGS

PLUMBING	
AGX13393	3/4" BLACK HOSE - 50FT (Use #12 CLAMPS - PN#AGX19646)
AGX13394	1/4" BLACK TUBING - 50FT
AGX13395	1/4" BLACK TUBING - 100FT
AGX13396	3/8" BLACK TUBING - 100FT
AGX13397	3/8" ORANGE TUBING - 100FT
AGX13398	3/8" BLACK HOSE - 50FT (Use #6 CLAMPS - PN#AGX17649)
AGX37619	1/2" BLACK HOSE - SOLD BY FT (SPECL ORDER) (Use #6 CLAMPS - PN#AGX17649)

OLD

NEW

Two piece Diaphragm & pressure pad o-ring

One piece Integrated Diaphragm/o-ring

PN# AGX25803
Viton

PN# AGX25686
Viton



PN# AGX26410
FKM Only



** Premium Viton o-rings, seals and assemblies will continue to be available **

NOTE: Old style will be available until current stock is exhausted.



GX6

Use 3/4" hose with hose clamps to connect all check valves.

3/4" HB - TEE - Connect to flow meter or optional section valves.

3/8" MPT X 3/4" HB - 90 Degree Used on all end points

Combo-clip F x 3/8" NPTF Adapter - Attaches GX body to bracket

2 way 3/4" HB x 3/8 MPT Tee


GX6 Dual Body

Dual 4 PSI check valves with 1/4" QC caps and 3/8 FPT inlet

Dual metering tube 8ft long

Y Divider - 1/4" QC

NOTE:
blue knob = 4lb check valve
black knob = 10lb check valve



DO NOT OVER TIGHTEN!

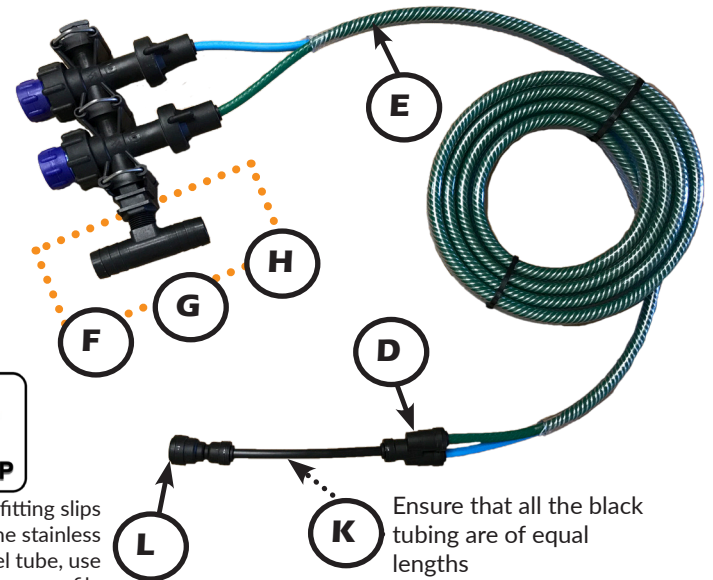
When assembling the elbow and/or tee into the adapter casing of check valve body, be careful. It is easy to over tighten, cracking the casing. If purchased as a complete kit a couple of extra adapter bodies are provided.



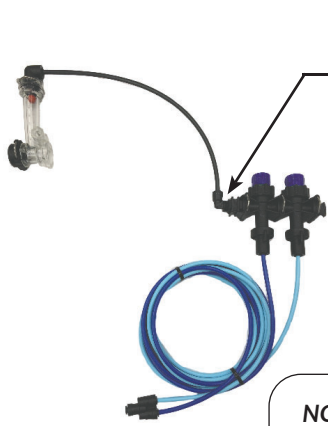
GX6 MANIFOLD ASSEMBLY		
A	AGX55162	GX6_DUALBODYCHKVALVE4# (BODY ONLY - NO INLETS)
	AGX55005	GX6_DUALBODYCHKVALVE10# (BODY ONLY - NO INLETS)
B	AGX15	3/4" 3 WAY SHANK
C	AGX26427	WILGER F x 3/8"NPTF ADAPTER
D	AGX20121	1/4" QC DIVIDER
	ALT. OPTION 3/8" OD APPLICATOR	
	AGX54011	3/8" QC DIVIDER
	AGX54010	1/4" X 3/8" REDUCER
E	AGX53654	GX6DUALTUBE8FT (DUAL COMES IN GREEN/SKY ONLY)
	GX6MT MICRO TUBING - SEE CHART OPPOSITE PAGE	
F	AGX26148	3/4" 2 WAY SHANK
G	AGX26147	3/4" HOSE SHANK
H	AGX26149	3/4" 3 WAY SHANK (NOT SHOWN)
I	AGX308	3/4" BLACK HOSE
	AGX19646	SST #12 CLAMPS
J	AGX54044	GX6_1ROW BRACKET KIT
	AGX57093	GXCHECKVALVEMOUNT GX-6 PARRALLEL



If the fitting slips off the stainless steel tube, use sandpaper or a file to roughen the end of the tube slightly.



K	AGX13395	EVA14 - 1/4" TUBING - 100FT
	AGX13396	EVA38 - 3/8" TUBING BLACK 100FT
	AGX13397	EVA38 - 3/8" TUBING ORANGE 100FT
L	AGX262	QC3 = 1/4 PTC TO 1/4 PTC
	AGX38240	QC7 = 3/8 PTC TO 1/4 PTC
	AGX20407	QC15 = 3/8 PTC TO 3/8 PTC



IF FEEDING YOUR GX6 SYSTEM FROM A FLOATING BALL MANIFOLD

The inlet to each dual body will be dependant on the outlet on the visual sight columns. For instance, if the outlet is 1/4 QC then you will feed each GX6 dual body with a 1/4" QC inlet that will thread into the GX6 dual check body. Below are our default adapters available for each feed type.


NOTE: Add-on kits DO NOT include all the components of a full manifold kit. These components will need to be added to complete set up.

DEFAULT INLET ADAPTERS FROM SIGHT GAUGE

PN#	DESCRIPTION
 AGX20395	QC13 = 1/4" QC TO 3/8" MALE NPTF
 AGX54442	QC14 = 1/4" QC TO 3/8" NPTF
 AGX54001	QC11 = 3/8 NPTF X 3/8" QC 90°
 AGX32264	3/8" MNPT X 3/8" HB POLY
 AGX32343	3/8"MNPTX3/8"HB POLY ELBOW

CHECK VALVE MOUNTING BRACKET OPTIONS

PN#	DESCRIPTION
AGX57093	GXCHECKVALVEMOUNT GX-6 PARALLELKIT - USED WITH THE GX6 SINGLE OR DUAL BODIES
AGX57092	GXCHECKVALVEMOUNT DUAL-KIT - USED WITH THE STANDARD WILGER CHECK BODIES MOUNTED SIDE BY SIDE
AGX57091	GXCHECKVALVEMOUNT SINGLE KIT - USED WITH A SINGLE WILGER CHECK VALVE BODY
AGX54044	GX6MANIFOLDBKTKIT1PK - TOOLBAR BRACKET FIT FOR A SINGLE FOR GX6 SINGLE OR DUAL BODY CHECKS



METERING TUBES

E

PN#	DESCRIPTION
AGX13400	GX6MT - PINK (PER ROW = 8FT)
AGX13401	GX6MT - YELLOW (PER ROW = 8FT)
AGX13402	GX6MT - GREY (PER ROW = 8FT)
AGX13403	GX6MT - NAVY BLUE (PER ROW = 8FT)
AGX13404	GX6MT - BROWN (PER ROW = 8FT)
AGX13405	GX6MT - SKY BLUE (PER ROW = 8FT)
AGX13406	GX6MT - GREEN (PER ROW = 8FT)
AGX13407	GX6MT - PURPLE (PER ROW = 8FT)
AGX13408	GX6MT - ORANGE (PER ROW = 8FT)
AGX13409	GX6MT - RED (PER ROW = 8FT)
AGX13410	GX6MT - BLACK (PER ROW = 8FT)

* SEE PG# FOR SOLD BY FT ORDERING PN#S
**SOLD BY THE FT - HAS LIMITED STOCK. RATES CANNOT BE QUANTIFIED IF USING LESS AND/OR MORE THAN RECOMMENDED 8FT CUTS PER ROW.

ADDING GX6 TO EXISTING WILGERS NO BRACKET

INCLUDES:

- Valve body (4# or 10# - Single or Dual)
- Inlet option (1/4 QC, 3/8 QC, 3/8 HB or barb tee)
- End caps
- 1/4 QC flow thru QC Caps

(Does **NOT** include any poly tubing, hose, clamps, valve bracketing or metering tubes)

PN#	DESCRIPTION
AGX54826	1 ROW SINGLE BODY NO BRACKET (4# OR 10# SINGLE VALVE) - ALL INLET TYPES
AGX54475	1 ROW DUAL BODY NO BRACKET (4# OR 10# DUAL VALVE) - ALL INLET TYPES

ADDING GX6 TO EXISTING WILGERS WITH BRACKET

INCLUDES:

- Valve body (4# or 10# - Single or Dual)
- Inlet option (1/4 QC, 3/8 QC, 3/8 HB or barb tee)
- End caps
- 1/4 QC flow thru QC Caps
- Custom mounting bracket w/hardware kit

(Does **NOT** include any poly tubing, hose, clamps or metering tubes)


PN#	DESCRIPTION
AGX54476	1 ROW SINGLE BODY WITH TOOLBAR BRACKET (4# OR 10# SINGLE VALVE) - ALL INLET TYPES
AGX53604	1 ROW SINGLE BODY WITH PARALLEL BRACKET (4# OR 10# SINGLE VALVE) - ALL INLET TYPES
AGX53616	1 ROW DUAL BODY WITH TOOLBAR BRACKET (4# OR 10# DUAL VALVE) - ALL INLET TYPES
AGX53617	1 ROW DUAL BODY WITH PARALLEL BRACKET (4# OR 10# DUAL VALVE) - ALL INLET TYPES

FLEXIBLE MOUNTING OPTIONS

GX6 manifolds are extremely flexible and can be mounted in many different configurations on various types of liquid implements. The following illustrations will provide some general concepts on how to configure your implement.


8ROW BRACKET KIT PN# AGX57059

12ROW BRACKET KIT PN# AGX57058




FRONT

Mount up to 8 rows or 12 rows of the dual GX6 check valves on your existing manifold stands



BACK

GX6 PARALLEL ARM BRACKET KIT PN# AGX57093



GX6 KIT - PN#AGX57093


SOLD SEPARATELY	WILGER CHECK VALVE STYLE MAY VARY THAN WHAT IS SHOWN. CHECK VALVE IS NOT INCLUDED IN THIS KIT. MOUNTING OPTION ONLY	
	HARDWARE	AGX53704 1/4-20 X 3/4 GR5 BOLT QTY 2
	HARDWARE	AGX38407 1/4-20 SPIN LOCK NUT QTY 2
BRACKET	AGX17253	GX6_ALTMTBRKT (BRKT ONLY)



DO NOT OVER TIGHTEN!

When assembling the elbow and/or tee into the adapter casing of check valve body, be careful. It is easy to over tighten, cracking the casing. If purchased as a complete kit a couple of extra adapter bodies are provided.

SINGLE CHECK PARALLEL ARM BRACKET KIT PN# AGX57091



SINGLE KIT - PN#AGX57091		
SOLD SEPARATELY	WILGER CHECK VALVE STYLE MAY VARY THAN WHAT IS SHOWN. CHECK VALVE IS NOT INCLUDED IN THIS KIT. MOUNTING OPTION ONLY. NOTE* MAY NOT WORK WITH NON-WILGER CHECKS.	
HARDWARE	AGX53704	1/4-20 X 3/4 GR5 BOLT QTY 2
	AGX38407	1/4-20 SPIN LOCK NUT QTY 2
BRACKET	AGX17250	GXCHKVALVE_MNTBRT (BRKT ONLY)


AgXcel
CALCULATOR



Our easy to use, orifice and metering tube calculator is available FREE now on the App Store.



DUAL CHECK PARALLEL ARM BRACKET KIT PN# AGX57092



DUAL KIT - PN#AGX57092		
SOLD SEPARATELY	WILGER CHECK VALVE STYLE MAY VARY THAN WHAT IS SHOWN. CHECK VALVE IS NOT INCLUDED IN THIS KIT. MOUNTING OPTION ONLY. NOTE* MAY NOT WORK WITH NON-WILGER CHECKS.	
HARDWARE	AGX53704	1/4-20 X 3/4 GR5 BOLT QTY 3
	AGX38407	1/4-20 SPIN LOCK NUT QTY 3
BRACKET	AGX17251	GXCHKVALVEDUAL_MNTBRT (BRKT ONLY)

PLUMBING	
AGX308	3/4" BLACK HOSE (Use #12 CLAMPS - PN#19646)
AGX19920	1/4" BLACK TUBING
AGX54121	3/8" BLACK TUBING
AGX17614	3/8" BLACK HOSE (Use #6 CLAMPS - PN#17649)
AGX37619	1/2" BLACK HOSE (Use #6 CLAMPS - PN#17649)

ORS DRILL MANIFOLD		
	PN#	DESCRIPTION
A	AGX18039	END CAP W/CLIP (SEE BELOW)
	AGX25744	FLOW THRU INLET 1/2 FPT (SEE ABOVE)
	AGX32248	1/2" MPT TO 3/4" HB (USED W/#25744)
	AGX13219	3/4" HB STRAIGHT WITH ORS F CLIP
B	AGX18082	UP TO 6R (SIDE FEED) MOUNT BRKT
	AGX18088	UP TO 8R (SIDE FEED) MOUNT BRKT
	AGX18083	UP TO 12R (SIDE FEED) MOUNT BRKT
	AGX18085	UP TO 16R (SIDE FEED) MOUNT BRKT
COLUMN HARDWARE KIT - PN#AGX38324 Hardware kit used for mounting up to 12R		

HARDWARE	AGX53705	1/2 SPIN NUT
	AGX38324	MANIFOLD BOLT KIT



*4 port manifold shown

C	AGX25709	1/4" PTC TOPS
	AGX18033	3/8" BARB TOPS
	AGX17655	3/8" PTC TOPS
D	AGX18032	WILGER STRAIGHT SHANK 3/4"
	AGX18034	WILGER 90° SHANK 3/4"
	AGX56153	WILGER STRAIGHT SHANK 1"
OPTIONAL CENTER FEED SET-UP - NOT SHOWN	AGX18037	WILGER FEMALE TEE
	AGX32239	1" MNPT X 3/4" HB POLYPRO
	AGX25737	ORSMxORSMxORSF TEE (USE W/ 'D ABOVE)

E	AGX55666	QRS MANIFOLD BUNA 1P
	AGX55664	QRS MANIFOLD BUNA 2P
	AGX55665	QRS MANIFOLD BUNA 3P
	AGX55400	QRS MANIFOLD BUNA 4P*
F	AGX54499	SADDLE MOUNTING BRKT
G	AGX54498	LOWER ANGLE "SCOOP" BRKT



NOTE: SPACING IS OFF IF CENTER FED. ORS MANIFOLDS ARE MEANT TO BE SIDE FED INTO THE MANIFOLD OTHERWISE MOUNTING BRACKET MAY NOT HOLD THE INTENDED AMOUNT. FOR EXAMPLE 8R CENTER FED WILL NOT FIT ON THE 8R MOUNTING BRACKET. WILL NEED TO USE A 12R MOUNTING BRACKET INSTEAD

ORS WILGER DRILL MANIFOLD

For applications that do not require visual monitoring, our NEW ORS manifold is a cost effective way to split up and meter flow directly from your feeds to your outlets.

Compatible with all ORS fittings and components.

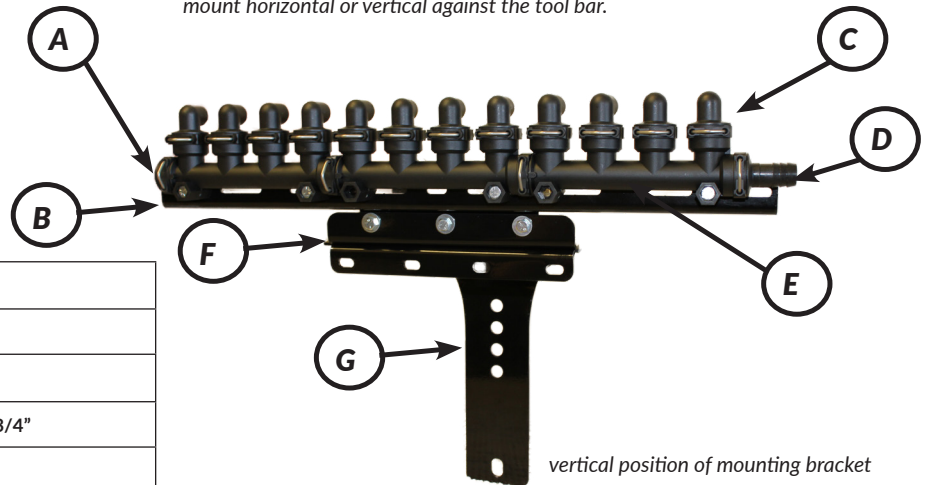
Easy push pin assembly unlike older PVC style manifolds.

Mounting Bracket is versatile to either mount vertically or horizontally across a tool bar.



horizontal position of mounting bracket

Mounting brackets for the ORS manifold are versatile giving the option to mount horizontal or vertical against the tool bar.















vertical position of mounting bracket

PLUMBING

AGX13393	3/4" BLACK HOSE - 50FT (Use #12 CLAMPS - PN#AGX19646)
AGX13394	1/4" BLACK TUBING - 50FT
AGX13395	1/4" BLACK TUBING - 100FT
AGX13396	3/8" BLACK TUBING - 100FT
AGX13397	3/8" ORANGE TUBING - 100FT
AGX13398	3/8" BLACK HOSE - 50FT (Use #6 CLAMPS - PN#AGX17649)
AGX37619	1/2" BLACK HOSE - SOLD BY FT (SPECL ORDER) (Use #6 CLAMPS - PN#AGX17649)

COMMON UBOLT(S)	AGX53578	GXUBOLT 7 X 8 1/2" (CASE/JD)
	AGX20329	GXUBOLT 5 X 7 X 1/2"
	AGX17585	GXUBOLT 5 X 8 X 1/2" (KINZIE)
	AGX38446	GXUBOLT 7 X 5 X 1/2"


ORS DRILL COMPONENTS		
	PN#	DESCRIPTION
	AGX25709	WILGER TOP 1/4" QC
	AGX25712	TUBE GUIDE 1/4" QC
	AGX18033	3/8" HB TOP - ELBOW
	AGX25701	1/2" HB TOP - ELBOW
	AGX17655	WILGER TOP 3/8" QC
	AGX25718	COLLET 3/8" ONLY
	AGX19898	WILGER TOP 3/8" FNPT
	AGX54498	LOWER ANGLE "SCOOP" BRKT
	AGX19992	FKM "O" ring for use between flow columns & on wilger tops
	AGX25686	VITON "O" ring
	AGX32239	3/4" HB INLET (used with center fed tee PN# 18037)
	AGX52142	1/4" POLY ELBOW (used with center fed tee PN# 18037 tee for gauge)
	AGX262	QC3
	AGX20407	1/4"QC TO 1/4" QC
	AGX38240	QC15
		3/8" QC TO 3/8" QC
	AGX55403	QRS MANIFOLD PLUG
	AGX13219	3/4" HB STRAIGHT WITH ORS F CLIP
	AGX37785	GX6 ORS FRONT 4#**
	AGX37784	GX6 ORS FRONT 10#** **SPECIAL ORDER
	AGX37698	ORS CHECK 4#**
	AGX37783	ORS CHECK 10#** **SPECIAL ORDER

ORS DRILL COMPONENTS		
	PN#	DESCRIPTION
	AGX18032	3/4" HOSE SHANK
	AGX56153	1" HOSE SHANK
	AGX18034	3/4" HOSE SHANK - ELBOW
	AGX18039	COLUMN END CAP W/CLIP
	AGX25682	CLIP ONLY
	AGX18082	MOUNTING BRACKET for PN#54499 up to 6r
	AGX18088	MOUNTING BRACKET for PN#54499 up to 8r
	AGX18083	MOUNTING BRACKET for PN#54499 up to 12r
	AGX18085	MOUNTING BRACKET for PN#54499 up to 16r
	AGX54499	SADDLE MOUNTING BRKT TO FASTEN MANIFOLD BRACKET TO SCOOP
	AGX38324	Manifold Bolt Kit (NOT SHOWN)
	AGX55666	QRS MANIFOLD BUNA 1P
	AGX55664	QRS MANIFOLD BUNA 2P
	AGX55665	QRS MANIFOLD BUNA 3P
	AGX55400	QRS MANIFOLD BUNA 4P
	AGX18037	ORS FNPT CENTER FEED TEE (Add PN# 32239 1" MNPT X 3/4"HB to connect inlet hose Note: for use with a gauge be sure to add PN#52142)
	AGX25737	ORS CENTER FEED TEE (Add PN# 18032 1" MNPT X 3/4"HB to connect inlet hose Note: for use with a gauge be sure to add PN#52142)
	AGX25662	POLY 3/4" CROSS

**AGXCEL
MAGNETIC/TURBINE FLOW METERS**

Serial number, flow meter range and calibration number are all listed on the side label.

A controller that requires a DB8 harness is due to the fact that when inputting the flow meter cal number, some controllers can only input 4 digits. A DB8 harness will take the pulses per gallon and divide it by 8. Giving you a 4 digit cal number.



GXORION2

The Orion2 style Magnetic Flow Meters have a black body casing with an integrated AMP Super seal connector.



NOTE: To get the cal numbers for Micro-Trak controllers the formula is - Divide by 8, multiply by 2.

When using a magnetic flow meter one of the harnesses below must be used for the OEM controller to be able to calculate the flow. See charts below.

****NOTE:** New updates to controllers can now input 5 digits. The "New" chart reflects this change. However, if you have an older system already using a DB8 cable, use the second chart below for your cal#.

GXORION2 FLOW CHART									
FLOW RANGE (GPM)	PULSES PER GALLON	JOHN DEERE GS2/GS3 2K LRCM		AG LEADER L1		TRIMBLE		AUTOX SPRAYMATE PLUS	
		DB8 CABLE	CAL#	DB8 CABLE	CAL#	DB8 CABLE	CAL#	DB8 CABLE	CAL#
.08 - 1.6	22710	YES	2839	NO	22710	NO	22710	NO	22710
0.13 - 2.6	22710		2839		22710		22710		
0.3 - 5	11355		1419		11355		11355		
0.6 - 13	4542	4542	4542		4542				
1.3 - 26	2271	2271	2271		2271				
2.6 - 53	1135	1135	1135		1135				
FLOW RANGE (GPM)	PULSES PER GALLON	RAVEN RCM		AG LEADER L2		MUELLER		GX8	
		DB8 CABLE	CAL#	DB8 CABLE	CAL#	DB8 CABLE	CAL#	DB8 CABLE	CAL#
.08 - 1.6	22710	NO	22710	NO	22710	NO	22710	NO	22710
0.13 - 2.6	22710		22710		22710		22710		
0.3 - 5	11355		11355		11355		11355		
0.6 - 13	4542		4542		4542		4542		
1.3 - 26	2271		2271		2271		2271		
2.6 - 53	1135		1135		1135		1135		
WHEN USING A ORION2 FLOW METER ONE OF THE HARNESSSES BELOW MUST BE USED FOR THE OEM CONTROLLER TO BE ABLE TO CALCULATE FLOW. SEE CHART ABOVE									
GXORION2/ORION2 PLUS ADAPTER HARNESS PN#AGX53671					GXORION2/ORION2 PLUS DIVIDE BY 8 (DB8) PN#AGX38228				


NEW

GXORION2 PLUS FLOW CHART									
FLOW RANGE (GPM)	PULSES PER GALLON	JOHN DEERE GS2/GS3 2K LRCM		AG LEADER L1		TRIMBLE		AUTOX SPRAYMATE PLUS	
		DB8 CABLE	CAL#	DB8 CABLE	CAL#	DB8 CABLE	CAL#	DB8 CABLE	CAL#
0.053 - 5.3	11355	YES	2838	NO	11355	NO	11355	NO	11355
.53 - 53	1135	NO	1135		1135				
2.11 - 211	284	284	284		284				
FLOW RANGE (GPM)	PULSES PER GALLON	RAVEN RCM		AG LEADER L2		MUELLER		GX8	
		DB8 CABLE	CAL#	DB8 CABLE	CAL#	DB8 CABLE	CAL#	DB8 CABLE	CAL#
0.053 - 5.3	11355	NO	11355	NO	11355	NO	11355	NO	11355
.53 - 53	1135		1135		1135		1135		
2.11 - 211	284		284		284		284		

GX ORION2 MAGNETIC FLOW METER KITS		FLOW METER ONLY
KIT PN#	DESCRIPTION	PN#
AGX54877	GXORION KIT - (0.08 TO 1.6 GPM) W/BACKET & MOUNTING HARDWARE	AGX54250
AGX54876	GXORION KIT - (0.13 TO 2.6 GPM) W/BACKET & MOUNTING HARDWARE	AGX34412
AGX54875	GXORION KIT - (0.3 TO 5 GPM) W/BACKET & MOUNTING HARDWARE	AGX34415
AGX54872	GXORION KIT - (0.6 TO 13 GPM) W/BACKET & MOUNTING HARDWARE	AGX53615
AGX54874	GXORION KIT - (1.3 TO 26 GPM) W/BACKET & MOUNTING HARDWARE	AGX53636
AGX55647	GXORION KIT - (2.6 TO 53 GPM) T5M W/BACKET, MOUNTING HARDWARE & T5 FITTINGS (1 1/2" BARBS)	AGX55689

*** See graph on pg. 26 to see if magnetic flow meter requires standard or Divide by 8 Harness (DB8).***


TURBINE FLOW METER		FLOW METER ONLY
KIT PN#	DESCRIPTION	PN#
AGX54870	AGXCEL LF FLOW METER, FM SENSOR CABLE WITH BRACKETING. GFN FLOW METER KIT .5-12 GPM (1.9-45LPM) 150 PSI, 3/4 FLOW METER	AGX20309
AGX54871	AGXCEL REG FLOW METER, FM SENSOR CABLE WITH BRACKETING. 2-40 GPM (6-150 LPM) 150 PSI, 3/4 FLOW METER	AGX38310



Removing metal tag from Turbine flow meters or altering casing or turbine will void warranty. Any returns or warranty issues will require original documentation (flow meter serial number/calibration tag).

**** WARNING!!** If you disassemble the Turbine flow meter for cleaning be **EXTREMELY CAREFUL** not to damage or alter the turbine or casing for this will **VOID** your warranty ******

NEW **GXORION2 PLUS**



Features:

- Compatible with high conductivity fluids
- Output only by flowing fluid
- Parts in contact with fluid made of polypropylene and Stainless Steel 316
- Operating status LED
- Electronic cleaning of conductive deposits
- No mechanical moving parts inside the pipe
- Performances independent from fluid density and viscosity
- Low sensitivity to turbulence
- High precision
- Low maintenance

GX ORION2 PLUS MAGNETIC FLOW METER KITS		FLOW METER ONLY
KIT PN#	DESCRIPTION	PN#
AGX13212	GXORION2 PLUS KIT - (0.053 TO 5.3 GPM) W/BACKET & MOUNTING HARDWARE	AGX13209
AGX13213	GXORION2 PLUS KIT - (0.53 TO 53 GPM) W/BACKET & MOUNTING HARDWARE T5M/T5F	AGX13210
AGX13214	GXORION2 PLUS KIT - (2.11 TO 211 GPM) T5M W/BACKET, MOUNTING HARDWARE & T6M/T6F FITTINGS (1 1/2" BARBS)	AGX13211

*** See graph on pg. 26 to see if magnetic flow meter requires standard or Divide by 8 Harness (DB8).***

PN#	DESCRIPTION (INLET OPTIONS)
AGX54654	T5FEM 3/4" ELBOW HB
AGX54653	T5FEM 1" ELBOW HB
AGX55636	T5FEM 1.5" ELBOW HB
AGX13226	T6FEM 1" ELBOW HB
AGX13224	T6 FEM 1.5" ELBOW HB
AGX13225	T6 FEM 2" ELBOW HB
AGX13223	T5 FEM ADAPTER TO 1" STD FLANGE* *USE WITH STD M100*** MANIFOLD
AGX56827	T5 FEM ADAPTER TO 2" STD FLANGE* *USE WITH STD M200*** MANIFOLD
AGX13204	T6 FEM ADAPTER TO 2" STD FLANGE* *USE WITH STD M200*** MANIFOLD
AGX13213	T6FEM TO T5FEM ADAPTER

PN#	DESCRIPTION (OUTLET OPTIONS)
AGX54656	T5MALE 3/4" ELBOW HB
AGX54655	T5MALE 1" ELBOW HB
AGX55640	T5MALE 1.5" ELBOW HB
AGX13227	T6MALE 1" ELBOW HB
AGX13228	T6MALE 1.5" ELBOW HB
AGX54700	T5 MALE ADAPTER TO 1" STD FLANGE* *USE WITH STD M100*** MANIFOLD
AGX55430	T5 MALE ADAPTER TO 2" STD FLANGE* *USE WITH STD M200*** MANIFOLD
AGX13222	T6 FEM ADAPTER TO 2" STD FLANGE* *USE WITH STD M200*** MANIFOLD
AGX13229	T6MALE TO T5MALE REDUCE NIPPLE

PN#	DESCRIPTION - MISC
AGX13202	T6 FORK
AGX13201	T6 ORING - VITON
AGX54676	T5 FORK
AGX54675	T5 ORING - VITON

See pg. 29 for optional 1" Flange HB fittings

PN#	DESCRIPTION - MISC
AGX33132	FC100
AGX50016	GASKET FOR FC100
AGX51324	1" FLANGE 1.5" ELBOW HB

**AGXCEL
ORION 3 FLOW METERS**

GXORION3

The Orion 3 is an advanced electromagnetic flowmeter designed for precise management of liquid distribution systems on seeders. It supports multiple flowmeter connections via a CAN-Bus port, facilitating seamless integration into complex agricultural setups. This device ensures accurate monitoring and control of liquid flow, enhancing efficiency and productivity.

NEW

Diagnostic LED allows for quick identification of flow and signal issues



FLOW

See layout of kit fittings with options for inlet and outlet. Only the DN17 will need a T3 fitting for direct adaption.

Serial number, flow meter range (DN#) and calibration number are all listed on the side label.



	OFF	The flowmeter is not powered.
	GREEN FLASHER	The flowmeter is waiting to acquire an address on the CAN line to which it is connected.
	GREEN STEADY ON	Presence of STILL liquid inside the flowmeter.
	BLUE STEADY ON	The flowmeter is reading the passage of the liquid inside.
	VIOLET STEADY ON	No liquid has been detected inside the flowmeter.
	WHITE STEADY ON	Cleaning of the reading electrodes in progress.
	RED FLASHER	The error codes are indicated through blinks, which are described in the table on page 10.
	RED STEADY ON	SEVERE ERROR: contact a service center.
	ORANGE BLINKING	Device in bootloader mode for firmware upgrade.
	ORANGE STEADY ON	Device in bootloader mode.

The status indicates the operating status of the device. At startup, during the first 5 seconds, Orion 3 displays its configuration regardless of the presence of an alarm (Green LED Flashing). Each type of blinking (flashing) corresponds to signal as indicated in the table above.

GXORION3 FLOW CHART

FLOW RANGE (GPM)	PULSES PER GALLON	JOHN DEERE GS2/GS3 2K LRCM		AG LEADER L1		TRIMBLE		AUTOX SPRAYMATE PLUS	
		DB8 CABLE	CAL#	DB8 CABLE	CAL#	DB8 CABLE	CAL#	DB8 CABLE	CAL#
.04 - 1.6 (DN3)	75708	YES	9464	YES	9464	NO	75708	YES	9464
.08 - 3.17 (DN4)	37854		4731		4731		37854		4731
.26 - 10.5 (DN7)	11356		1419		11356		11356		22710
.52 - 21 (DN10)	4542	NO	4542	NO	4542	NO	4542	NO	9084
1.45 - 58 (DN)	2063		2063		2063		2063		4126

FLOW RANGE (GPM)	PULSES PER GALLON	RAVEN RCM		AG LEADER L2		MUELLER		GX8	
		DB8 CABLE	CAL#	DB8 CABLE	CAL#	DB8 CABLE	CAL#	DB8 CABLE	CAL#
.04 - 1.6 (DN3)	75708	YES	9464	YES	9464	NO	75708	YES	9464
.08 - 3.17 (DN4)	37854		4731		4731		37854		4731
.26 - 10.5 (DN7)	11356		1419		11356		11356		22710
.52 - 21 (DN10)	4542	NO	4542	NO	4542	NO	4542	NO	9084
1.45 - 58 (DN17)	2063		2063		2063		2063		4126

WHEN USING A ORION3 FLOW METER ONE OF THE HARNESSES BELOW MUST BE USED FOR THE OEM CONTROLLER TO BE ABLE TO CALCULATE FLOW. SEE CHART ABOVE

GXORION3 ADAPTER HARNESS PN#AGX13135

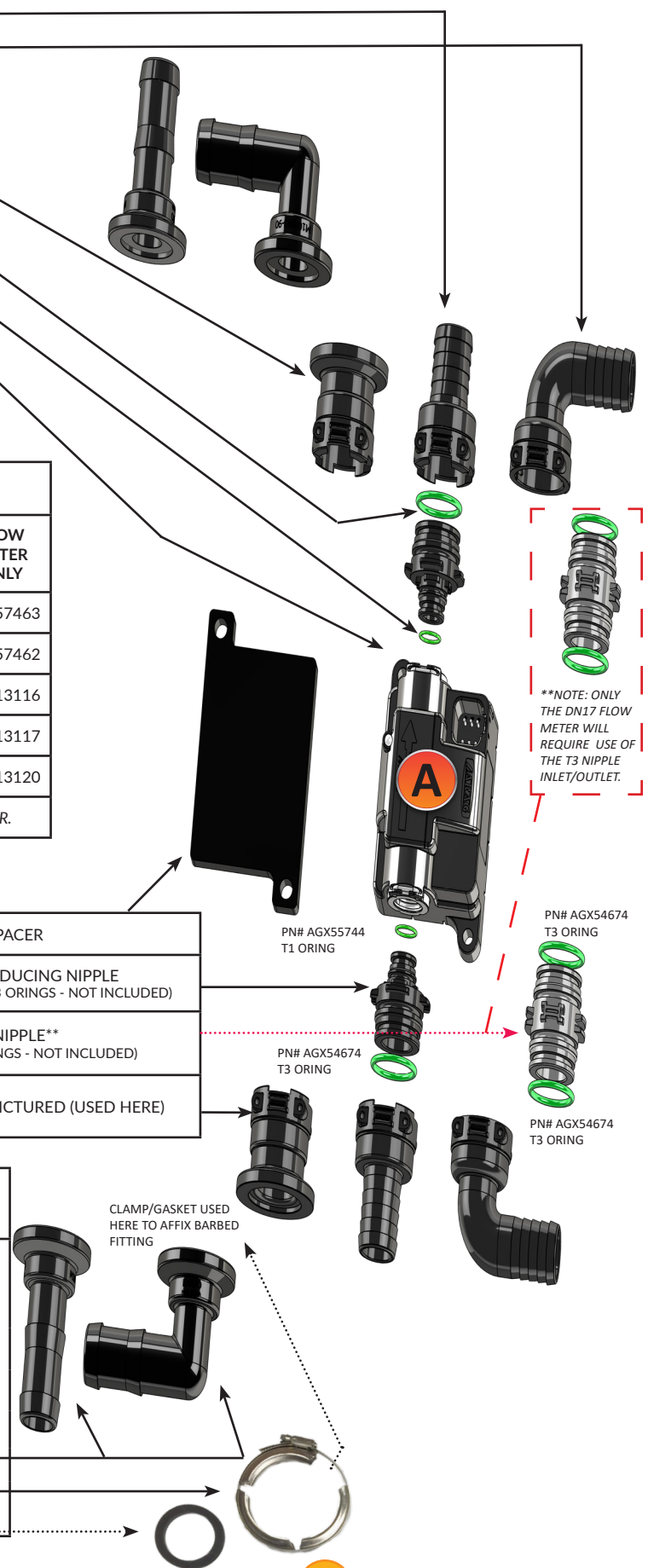
GXORION3 DIVIDE BY 8 (DB8) PN#AGX13134

PN#	DESCRIPTION
AGX54657	T3 3/4" HOSE BARB
AGX54662	T3 3/4" HOSE BARB ELBOW
AGX54658	T3 1" HOSE BARB
AGX54661	T3 1" HOSE BARB ELBOW
AGX13119	1" FLANGE TO T3F FITTING (SEE CHART FOR FLANGE FITTINGS)
AGX54674 AGX574	T3 GASKET VITON T3 GASKET BUNA
AGX55744 AGX571	T1 GASKET VITON T3 GASKET BUNA
AGX13157	T1 FORK - NOT PICTURED

A GXORION FLOW METERS		
KIT PN#	DESCRIPTION	FLOW METER ONLY
AGX13121	GXORION3 0.04 - 1.6 GPM DN3	AGX57463
AGX13122	GXORION3 0.08 - 3.17 GPM DN4	AGX57462
AGX13123	GXORION3 0.26 - 10.5 GPM DN7	AGX13116
AGX13124	GXORION3 0.52 - 21 GPM DN10	AGX13117
AGX13125	GXORION3 1.45 - 58 GPM DN17**	AGX13120
KIT INCLUDES THE INLET/OUTLET ADAPTER FITTINGS AND MOUNTING SPACER.		

AGX13126	SPACER
AGX13118	T1 TO T3 REDUCING NIPPLE (NEED 1 EA OF T1 & T3 ORINGS - NOT INCLUDED)
AGX55214	T3 NIPPLE** (NEED 2 -T3 ORINGS - NOT INCLUDED)
AGX54677	T3 FORK - NOT PICTURED (USED HERE)

PN#	DESCRIPTION	REQUIRES CLAMP & GASKET
AGX51312	1" FLANGE TO 3/4" HOSE BARB	CLAMP = PN#AGX33132 GASKET = PN#AGX50016
AGX38254	1" FLANGE TO 3/4" HOSE BARB ELBOW	
AGX51326	1" FLANGE TO 1" HOSE BARB	
AGX51328	1" FLANGE TO 1" HOSE BARB ELBOW	
AGX51320	1" FLANGE TO 1 1/4" HOSE BARB	
AGX51321	1" FLANGE TO 1 1/4" HOSE BARB ELBOW	
AGX51324	1" FLANGE TO 1 1/2" HOSE BARB ELBOW (NOT AVAILABLE IN A STRAIGHT HB)	



GX SECTION KITS		VALVES ONLY
KIT PN#	DESCRIPTION	PN#
AGX54833	1 SECTION VALVE SWATH KIT - INCLUDES MOUNTING BRACKET, POLY FITTINGS, HARDWARE, STAINLESS HOSE CLAMPS AND 50' OF 3/4 HOSE	AGX54002
AGX54834	2 SECTION VALVE SWATH KIT - INCLUDES MOUNTING BRACKET, POLY FITTINGS, HARDWARE, STAINLESS HOSE CLAMPS AND 50' OF 3/4 HOSE	AGX40406
AGX54835	3 SECTION VALVE SWATH KIT - INCLUDES MOUNTING BRACKET, POLY FITTINGS, HARDWARE, STAINLESS HOSE CLAMPS AND 100' OF 3/4 HOSE	AGX40412
AGX54836	4 SECTION VALVE SWATH KIT - INCLUDES MOUNTING BRACKET, POLY FITTINGS, HARDWARE, STAINLESS HOSE CLAMPS AND 150' OF 3/4 HOSE	AGX40418
AGX54837	5 SECTION VALVE SWATH KIT - INCLUDES MOUNTING BRACKET, POLY FITTINGS, HARDWARE, STAINLESS HOSE CLAMPS AND 150' OF 3/4 HOSE	AGX40421
AGX54838	6 SECTION VALVE SWATH KIT - INCLUDES MOUNTING BRACKET, POLY FITTINGS, HARDWARE, STAINLESS HOSE CLAMPS AND 200' OF 3/4 HOSE	AGX40427


** Depending on section mounting location, extensions not included in kits above may be necessary. **

MISC HARNESS	
AGX53594	6 SECTION BOOM HARNESS
AGX53800	12 SECTION BOOM HARNESS
AGX20031	TRANSDUCER/SECTION (per boom) EXTENSIONCUSTOM (SOLD BY THE FT)
AGX54097	GXH16PIN10FT
AGX54099	GXH16PIN30FT
AGX54102	GXH16PIN50FT
AGX53839	GXHJD 37PIN 15FT EXTENSION



** OPTIONAL PRESSURE TRANSDUCER KIT (PN#AGX53491) Available for purchase in place of the gauge **

SECTION MOUNTING BRACKET ONLY - For up to 6 valves.
PN# AGX53463



Example above shows section brackets mounted back to back.

PN#AGX17693 GX5 Bracket assembly for DB models without compressor.

Optional ways to mount the sections.

PN#AGX53957 GX5 Bracket assembly for JD 1770 NT Front Fold planter for 24 row planters. This bracket WILL NOT fit DB models.

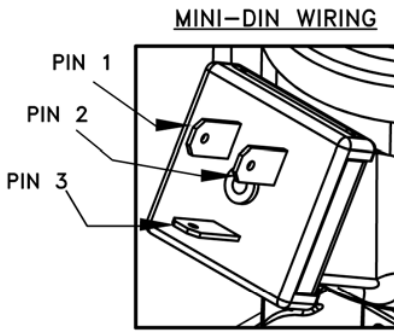

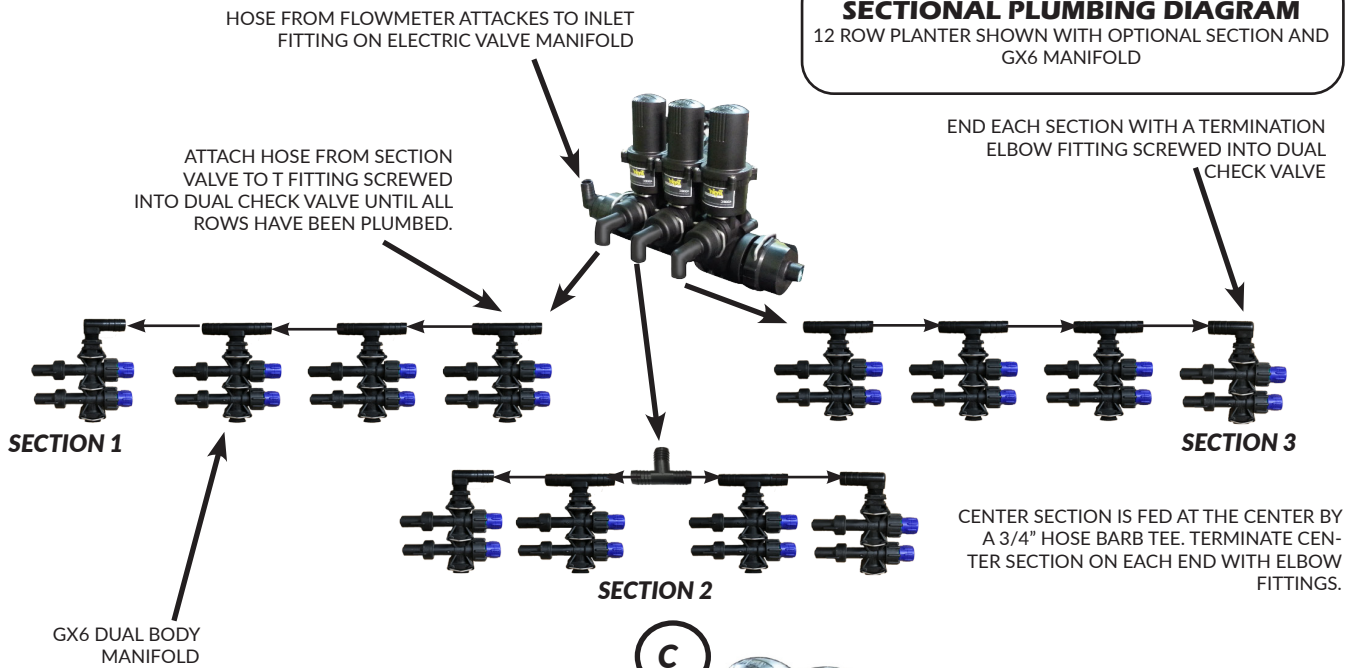


SECTION EXTENSIONS	
AGX56171	GXH_EXT20
AGX56172	GXH_EXT30
AGX56173	GXH_EXT40
AGX56174	GXH_EXT50

Extensions are not included in the base kit. Use PN# 20031 for a custom sized extension.



SECTIONAL PLUMBING DIAGRAM
12 ROW PLANTER SHOWN WITH OPTIONAL SECTION AND GX6 MANIFOLD



WIRING CHART

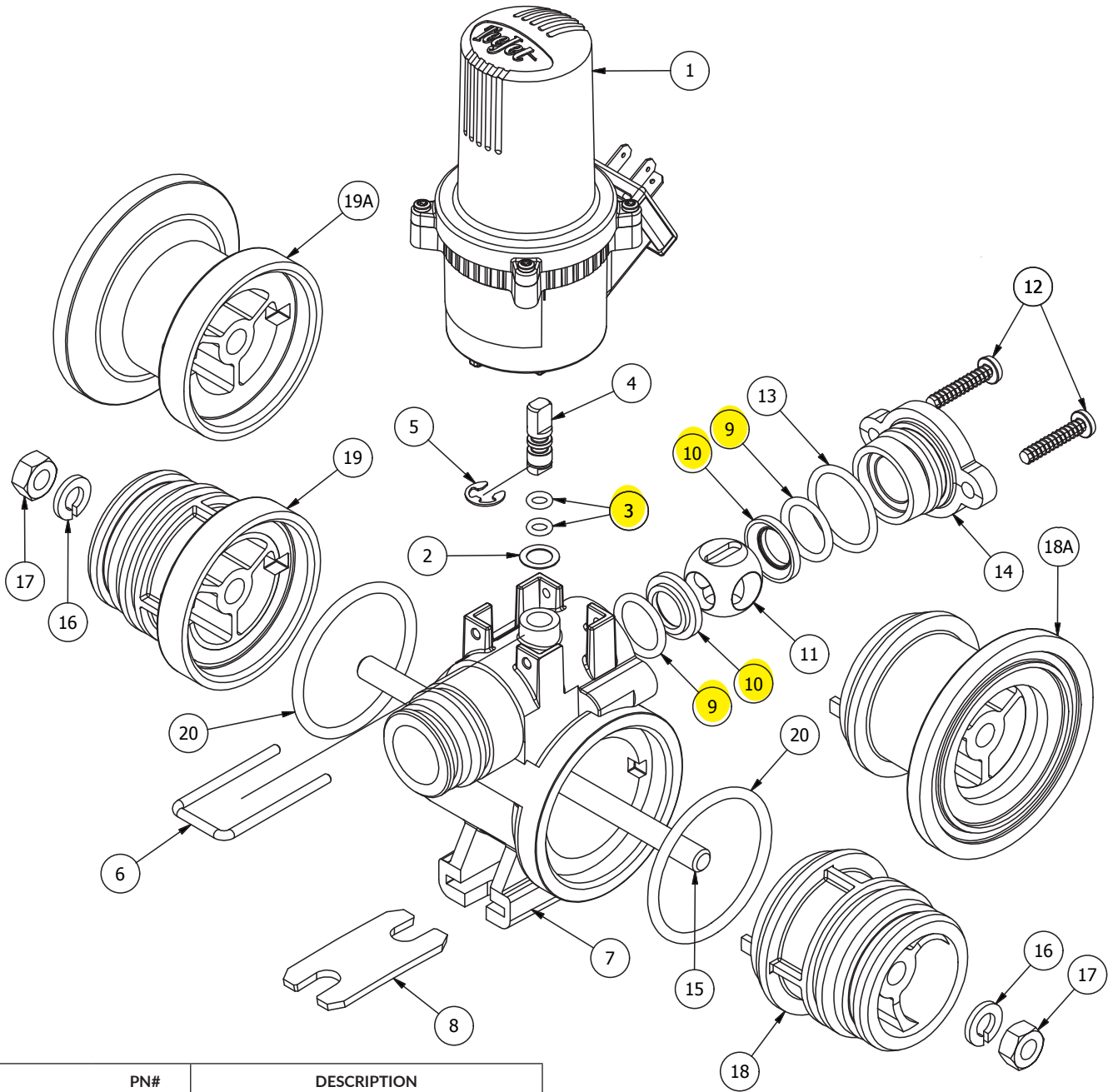
PIN TERMINAL	WIRING "EC"	WIRING "E"
1	(+) POS.	(+) POS.
2	(-) NEG.	(-) NEG.
3	SWITCHING	GROUND

PLUMBING	
AGX13393	3/4" BLACK HOSE - 50FT (Use #12 CLAMPS - PN#AGX19646)
AGX13394	1/4" BLACK TUBING - 50FT
AGX13395	1/4" BLACK TUBING - 100FT
AGX13396	3/8" BLACK TUBING - 100FT
AGX13397	3/8" ORANGE TUBING - 100FT
AGX13398	3/8" BLACK HOSE - 50FT (Use #6 CLAMPS - PN#AGX17649)
AGX37619	1/2" BLACK HOSE - SOLD BY FT (SPECL ORDER) (Use #6 CLAMPS - PN#AGX17649)

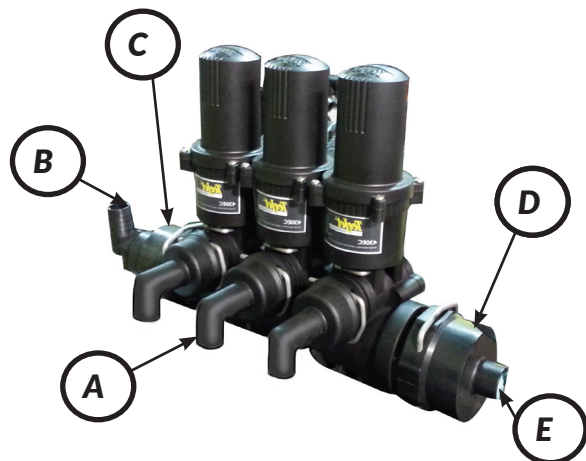
SECTION MISC COMPONENTS		
	PN#	DESCRIPTION
A	AGX40869	3/4" X 90 HOSE BARB OUTLET (STANDARD)
	AGX40868	1/2" X90 HOSE BARB OUTLET
	AGX40867	1" X90 HOSE BARB OUTLET
B	AGX32305	1" MPT X 3/4" HB POLY ELBOW
C	AGX41725	1" X LQC END CAP KIT
	AGX41728	1 1/2" XLQCEND CAP KIT
	AGX41731	1 1/2" FPT LQC END CAP KIT
D	AGX41729	1/4" X LQC END CAP KIT
E*	AGX32361	1/4" HEX PLUG (used if no gauge)
	AGX33816	60 PSI GAUGE (not shown)
	AGX33812	160 PSI GAUGE (not shown)
	AGX52142	1/4" POLY ELBOW (Required for gauge - not shown)
NOT SHOWN	AGX53463	SECTION MOUNTING BRACKET
	AGX13172	SECTION BRACKET EXTENDER (USED SITUATIONALLY)

GX SECTION BREAK OUT		
PN#	DESCRIPTION	ITEM#
AGX41722	430 EC REPLACEMENT MOTOR	1
AGX46087	FLAT WASHER, 302SS	2
AGX46562	O RING, VITON (2 REQ'D)	3
AGX47843	STEM, 303 STAINLESS STEEL	4
AGX46114	E-CLIP RETAINING RING, 17PH STAINLESS STEEL	5
AGX46091	430 MOTOR RETAINING CLIP, 302 STAINLESS STEEL	6
AGX46083	430 VALVE BODY, PP, FOR 430 POLY (BLACK)	7
AGX45826	MOUNTING PLATE, FOR USE ON 430 EC MOTORS	8
AGX46491	"O" RING VITON (2 REQ'D)	9
AGX46086	SEAL, TEFLON(2 REQ'D)	10
AGX46085	2-WAY BALL, 303SS, FOR USE ON 430EC VALVES	11
AGX51313	SCREW, 302 STAINLESS STEEL (2 REQ'D)	12
AGX46498	O-RING,VITON	13
AGX46084	430 2WAY END CAP POLY (BLACK)	14
AGX46105	1 SECTION MANIFOLD CONNECTING ROD, 303 STAINLESS STEEL	15
AGX46106	2 SECTION MANIFOLD CONNECTING ROD, 303 STAINLESS STEEL	
AGX46107	3 SECTION MANIFOLD CONNECTING ROD, 303 STAINLESS STEEL	
AGX46108	4 SECTION MANIFOLD CONNECTING ROD, 303 STAINLESS STEEL	
AGX46109	5 SECTION MANIFOLD CONNECTING ROD, 303 STAINLESS STEEL	
AGX46110	6 SECTION MANIFOLD CONNECTING ROD, 303 STAINLESS STEEL	
CALL	** SPECIAL ORDER ITEMS - 7 UP TO 15 SECTION MANIFOLD CONNECTING ROD, 303 STAINLESS STEEL	
AGX46123	M8 SPLIT LOCK WASHER	16
AGX45589	M8X1.25 HEX NUT	17
AGX46088	430 MALE INLET ADAPTER FOR SECTION VALVE POLY (BLACK)	18
AGX46782	75 FLANGE MALE INLET NYLON (BLACK)	18A
AGX46089	430 FEMALE INLET ADAPTER	19
AGX46781	75 FLANGE FEMALE INLET NYLON (BLACK)	19A
AGX46542	O-RING, VITON (2 REQ'D)	20
AGX41735	TWO WAY SUB ASSEMBLY 430 2-WAY SUB ASSY, TEE JET SECTION VALVE BODY SUB ASSEMBLY, INCLUDES ITEMS 2-5, 7-14 ON EXPLODED VIEW.	2-5 7-14
AGX41761	3WR 1.5M MINI-DIN	NOT SHOWN
AGX43143	AB430 430EC PARTS KIT	3,10,9


** For section kits or valves only see chart on pg. 30 **



	PN#	DESCRIPTION
A	AGX40869	3/4" X 90 HOSE BARB OUTLET (STANDARD)
	AGX40868	1/2" X90 HOSE BARB OUTLET
	AGX40867	1" X90 HOSE BARB OUTLET
B	AGX32305	1" MPT X 3/4" HB POLY ELBOW
C	AGX41725	1" X LQC END CAP KIT
	AGX41728	1 1/2" XLQCEND CAP KIT
	AGX41731	1 1/2" FPT LQC END CAP KIT
D	AGX41729	1/4" X LQC END CAP KIT
E*	AGX32361	1/4" HEX PLUG (used if no gauge)
	AGX33816	60 PSI GAUGE (not shown)
	AGX33812	160 PSI GAUGE (not shown)
	AGX52142	1/4" POLY ELBOW (Required for gauge - not shown)



AG LEADER INTEGRATION		
	PN#	DESCRIPTION
AG LEADER DIRECT COMMAND INTEGRATION ELECTRIC KIT PN# AGX53777	AGX53514	GXHAGLEADER#1
	AGX53697	GXHPWMCABLE#2
	AGX18023	40 AMP EPD PWM KIT
	AGX53824	GXIMPLEMENTSWITCH KIT
SECTION VALVE HARNESSES	AGX53594	6SEC BOOM HARNESS
	AGX53800	12SEC BOOM HARNESS
AG LEADER DIRECT COMMAND INTEGRATION HYDRAULIC KIT PN# AGX55916	AGX53514	GXHAGLEADER#1
	AGX53697	GXHPWMCABLE#2
	AGX53824	GXIMPLEMENTSWITCH KIT
SECTION VALVE HARNESSES	AGX53594	6SEC BOOM HARNESS
	AGX53800	12SEC BOOM HARNESS
AG LEADER ISO INTEGRATION ELECTRIC KIT PN# AGX55740	AGX55695	GXHAGLEADER#1 ISO
	AGX18023	40 AMP EPD PWM KIT
AG LEADER ISO 12 BOOM EXTENSION ONLY - (NOT IN KIT)	AGX55700	12SECTION VALVE HARNESS
AGLEADER ISO INTEGRATION HYDRAULIC PUMP PN#AGX55695	AGX55695	AGLEADER ISO # HARNESS
AG LEADER ISO 12 BOOM EXTENSION ONLY - (NOT IN KIT)	AGX55700	GXH12SECTIONBOOM
AG LEADER L2 INTERGRATION ELECTRIC KIT PN#AGX57396	AGX57372	AG LEADER L2 CONTROL HARNESS
	AGX18023	40 AMP EPD PWM KIT
SECTION VALVE HARNESS	AGX57373	AGLEADER L2 12 SEC HARNESS
AG LEADER L2 INTERGRATION HYDRAULIC KIT PN#AGX57372	AGX57372	AGLEADER L2 CONTROL HARNESS
	AGX57373	AGLEADER L2 12SEC HARNESS
INTEGRATION EXTENSIONS ONLY AVAILABLE FOR DIRECT COMMAND LIQUID CONTROLLERS	AGX54097	GXH16PIN10FT
	AGX54099	GXH16PIN30FT
	AGX54102	GXH16PIN50FT



**** CUSTOMER MUST PROVIDE LIQUID RATE CONTROLLER ****

PWM POWER EXTENSIONS	AGX18121	10 FT
	AGX53665	20 FT
	AGX53666	30 FT
	AGX53668	40 FT
	AGX19631	50 FT
	AGX53670	60 FT

**PWM EPD DRIVER KIT
PN#AGX18023
INCLUDES BATTERY HARNESS**



JOHN DEERE INTEGRATION		
	PN#	DESCRIPTION
JD GS1/GS2 INTEGRATION ELECTRIC KIT PN# AGX53760	AGX53593	GXHGS2/GS3#1
	AGX53697	GXHPWMCABLE#2
	AGX18023	40 AMP EPD PWM KIT
JD GS1/GS2 INTEGRATION HYDRAULIC KIT PN# AGX54335	AGX53593	GXHGS2/GS3#1
	AGX53697	GXHPWMCABLE#2
SECTION VALVE HARNESSSES	AGX53594	6SEC BOOM HARNESS
	AGX53800	12SEC BOOM HARNESS
INTEGRATION EXTENSIONS	AGX54097	GXH16PIN10FT
	AGX54099	GXH16PIN30FT
	AGX54102	GXH16PIN50FT
	AGX53839	GXHGS2/GS3 -37PIN15FT
JD2K - LRCM DUAL PRODUCT HARNESS	AGX55457	GXHJD20002PROD

**** CUSTOMER MUST PROVIDE LIQUID RATE CONTROLLER ****



GXHGS2/GS3#1
PN#AGX53593



GXHPWMCABLE#2
PN#AGX53697



GXHJD2K 2PROD
PN#AGX55457



GXHJD2K 2PROD
PN#AGX55457

GXHGS2/GS3#1
PN#AGX53593

GXHGS2/GS3#1
PN#AGX53593

GXHPWMCABLE#2
PN#AGX53697

GXHPWMCABLE#2
PN#AGX53697

This is an example of a 2 product JD2000 LRCM harness setup with a #2 (PN#AGX53697)



GXIMPLEMENTS SWITCH KIT FOR JDEERE
PN#AGX53982 (FOR PARTS SEE PG. 43)



GXHJD2K 2PROD
PN#AGX55457

6SECBOOM HARNESS
PN#AGX53594

6SECBOOM HARNESS
PN#AGX53594

GXHPWMCABLE#2
PN#AGX53697

GXHPWMCABLE#2
PN#AGX53697

This is an example of a 2 product JD2000 LRCM harness setup with a #2 (PN#AGX53697) - control harness plus section harnesses.



TRIMBLE INTEGRATION		
	PN#	DESCRIPTION
TRIMBLE INTEGRATION ELECTRIC KIT PN# AGX53775	AGX53519	GXHTRIMBLE#1
	AGX53697	GXHPWMCABLE#2
	AGX18023	PWM EPD DRIVER
	AGX53824	GXIMPLEMENTS SWITCH KIT
TRIMBLE INTEGRATION HYDRAULIC KIT PN# AGX53840	AGX53519	GXHTRIMBLE#1
	AGX53697	GXHPWMCABLE#2
	AGX53824	GXIMPLEMENTS SWITCH KIT
INTEGRATION EXTENSIONS	AGX54097	GXH16PIN10FT
	AGX54099	GXH16PIN30FT
	AGX54102	GXH16PIN50FT
SECTION VALVE HARNESS	AGX53594	6SEC BOOM HARNESS
	AGX53800	12SEC BOOM HARNESS



GXHTRIMBLE#1
PN#AGX53519



GXHPWMCABLE#2
PN#AGX53697

**** CUSTOMER MUST PROVIDE LIQUID RATE CONTROLLER ****



GXIMPLEMENTS SWITCH KIT
PN#AGX53824 (FOR PARTS SEE PG. 43)

PWM EPD DRIVER KIT
PN#AGX18023
INCLUDES BATTERY HARNESS



PWM EPD DRIVER ONLY
PN#AGX55460



SINGLE PUMP PWM ADAPTER
PN#AGX398

PWM BATTERY HARNESS - ONLY
PN#AGX17871




DUAL PUMP PWM "Y"
PN#AGX18112

PWM POWER EXTENSIONS	AGX18121	10 FT
	AGX53665	20 FT
	AGX53666	30 FT
	AGX53668	40 FT
	AGX19631	50 FT
	AGX53670	60 FT

CASE INTEGRATION		
	PN#	DESCRIPTION
CASE PRO 700 INTEGRATION ELECTRIC KIT PN# AGX53811	AGX55209	GXHCASE#1
	AGX53697	GXHPWMCABLE#2
	AGX18023	PWM EPD DRIVER
CASE PRO 700 INTEGRATION HYDRAULIC KIT PN# AGX56409	AGX55209	GXHCASE#1
	AGX53697	GXHPWMCABLE#2
CASE UCM INTEGRATION ELECTRIC PUMP KIT PN# AGX13155	AGX55402	GXHCASEUCM #1Y HARNESS
	AGX53697	GXHPWMCABLE#2
	AGX18023	PWM EPD DRIVER
	AGX53491	PRESSURE TRANSDUCER KIT
	AGX53594	6SEC BOOM HARNESS
CASE UCM INTEGRATION HYDRAULIC PUMP KIT PN# AGX13156	AGX55402	GXHCASEUCM #1Y HARNESS
	AGX53697	GXHPWMCABLE#2
	AGX53491	PRESSURE TRANSDUCER KIT
	AGX53594	6SEC BOOM HARNESS
INTEGRATION EXTENSIONS	AGX54097	GXH16PIN10FT
	AGX54099	GXH16PIN30FT
	AGX54102	GXH16PIN50FT



**** CUSTOMER MUST PROVIDE LIQUID RATE CONTROLLER ****



PWM POWER EXTENSIONS	AGX18121	10 FT
	AGX53665	20 FT
	AGX53666	30 FT
	AGX53668	40 FT
	AGX19631	50 FT
	AGX53670	60 FT

AUTOX COMPACT CONTROLLER INTEGRATION KIT		
	PN#	DESCRIPTION
AUTOX COMPACT ELECTRIC KIT PN# AGX54865	AGX37218	AUTOX COMPACT KIT
	AGX53824	GXIMPSWITCH KIT
	AGX18023	40 AMP EPD PWM KIT
	AGX20155	GPS SPEED SENSOR
AUTOX COMPACT HYDRAULIC KIT PN# AGX55061	AGX37218	AUTOX COMPACT KIT
	AGX53824	GXIMPSWITCH KIT
	AGX20155	GPS SPEED SENSOR
INTEGRATION EXTENSIONS	AGX53607	10PIN - 10FT
	AGX53608	10PIN - 15 FT (Special order)
	AGX53609	10PIN - 20FT
	AGX53610	10PIN - 25FT (Special order)
	AGX54321	10PIN - 30FT
	AGX54320	10PIN - 40FT
	AGX53520	10PIN - 50FT

INTEGRATION CONTROLLER KIT(S)		
	PN#	DESCRIPTION
DUAL RATE KING KIT PN# AGX56407	AGX37671	DUAL RATE KING
	AGX53824	GXIMPSWITCH KIT
	AGX20155	GPS SPEED SENSOR
RATE KING PLUS +5 BOOM KIT PN#AGX56408	AGX37662	RATE KING PLUS
	AGX53824	GXIMPSWITCH KIT
	AGX20155	GPS SPEED SENSOR
** PWM NOT INCLUDED IN KITS ABOVE **		
INTEGRATION EXTENSIONS	AGX53608	10PIN - 15 FT (Special order)
	AGX53609	10PIN - 20FT
	AGX53610	10PIN - 25FT (Special order)
	AGX54321	10PIN - 30FT
	AGX54320	10PIN - 40FT
	AGX53520	10PIN - 50FT
SITUATIONAL HARNESSING	AGX54399	7 PIN 50' BOOM EXTENSION
	AGX54396	7 PIN PARALLEL BOOM Y CABLE KIT
	AGX17184	CHANNEL 2 LIQUID HARNESS
	AGX20552	Y SPLITTER DAUL RATE KING
	AGX17873	STANDARD EPD DRIVER KIT
	AGX53637	PWM BAT ADAPTER CABLE



GPS SPEED SENSOR
PN#AGX20155



GXIMPLEMENTSWITCH KIT
PN#AGX53824 (See pg. 43)



AUTOX COMPACT BASE KIT
PN#AGX37218 **



**AUTOX COMPACT CONTROLLER KIT ONLY		
	PN#	DESCRIPTION
AUTOX COMPACT CONTROLLER BASE KIT # AGX37218	AGX17698	10 PIN MAIN HARNESS
	AGX37217	CONSOLE ONLY **
	** Console only - Is NOT available for individual sale. Must purchase as a kit	
	AGX53607	10 PIN 10FT EXT HD (Special order)
	AGX225	20' FUSED BAT CABLE
	AGX55179	PRESSURE SENSOR CABLE
	AGX38378	CONSOLE MOUNT KIT
	AGX18104	RUN/HOLD SWITCH
	AGX18103	ON/OFF SWITCH
	AGX53556	2 WIRE MALE ADAPTER

**** IMPORTANT:** AutoX Controller, Dual Rate King, and Rate King Plus battery cable must be connected directly to the battery. Any alteration will void warranty**



AgXcel is excited to announce its latest innovative product with the release of its new GX9i PWM EPD Driver. After years of design, development and customer feedback AgXcel has developed a state of the art driver that can handle even the harshest demands and environments in controlling its line of precision liquid application solutions. The on-board circuit technology can intelligently manage system resources which enables high demanding performance when controlling 12v electric pump(s). The durability of this EMD is far superior than any EMD on the market today.

- LED Status -

Multiple LED's that enable enhanced monitoring and troubleshooting


GREEN - Power indicator that can alert when 12v is present or when voltage has dropped below superior performance levels


BLUE - Complete monitoring of EMD PWM signal informing user of proper signal strength and appropriate duty cycle

YELLOW - Temperature control module that protects the unit from current spikes or high current heat

RED - Management and monitoring of motor current. This enhancement allows for proper circuit current for electric motors

ORANGE - Intelligently monitors the appropriate voltage to electric pumps and closely monitors pump(s) performance





PWM POWER EXTENSIONS	18121	10 FT
	AGX53665	20 FT
	AGX53666	30 FT
	AGX53668	40 FT
	AGX19631	50 FT
	AGX53670	60 FT



PWM EPD DRIVER ONLY
PN#AGX55460




PWM EXTENSION HARNESS CONNECTIONS		
	PN#	DESCRIPTION
	AGX317	SHROUD CONNECTOR
	AGX20081	TPA FITTING (BLACK COVER)
	AGX319	MALE TERMINAL
	AGX20084	PURPLE CABLE SEAL
	AGX17611	10GA WIRE (NOT SHOWN)
	AGX318	FEMALE CONNECTOR
	AGX20081	TPA FITTING (BLACK COVER)
	AGX320	FEMALE TERMINAL

SINGLE PUMP PN# AGX563

DUAL PUMP PN# AGX564

**OPTIONAL:
MANUAL RATE CONTROL KIT WITHOUT
LIFT SWITCH
SINGLE PUMP PN# AGX448
DUAL PUMP PN# AGX447**



Kit comes with standard 15 ft and 20ft extensions per pump with a lift switch kit (with two 15 ft extensions and magnet mount).

In case of a dual pump configuration, a "Y" harness is included to control both pumps.

DUAL PUMP MANX "Y"
PN#AGX17945

NOTE: TO PROPERLY ADJUST MANUAL RATE ON CONTROLLER A GAUGE IS NEEDED. GAUGE KIT IS NOT INCLUDED SO ADD EITHER

60 PSI KIT PN# AGX53769
160 PSI KIT PN# AGX53770

MANX CONTROL KIT SINGLE PN#AGX563		
PN#	ITEM	QTY
AGX17934	MANX CONTROLLER	1
AGX18113	15 FT EXTENSION	1
AGX53660	20 FT EXTENSION	1
AGX17944	15FT BATTERY CABLE 30AMP FUSE	1
ONLY 1 KIT BELOW WILL BE INCLUDED (see pg 43)		
AGX53824*	RUN/HOLD KIT*	1
AGX54066*	MERCURY SWITCH KIT*	1

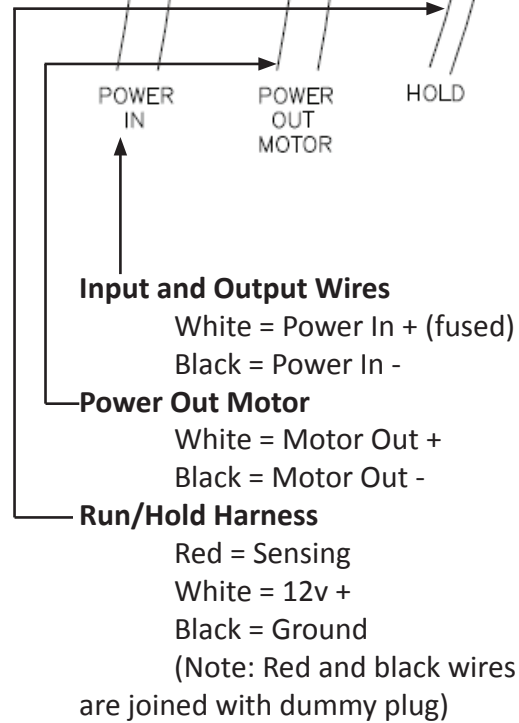
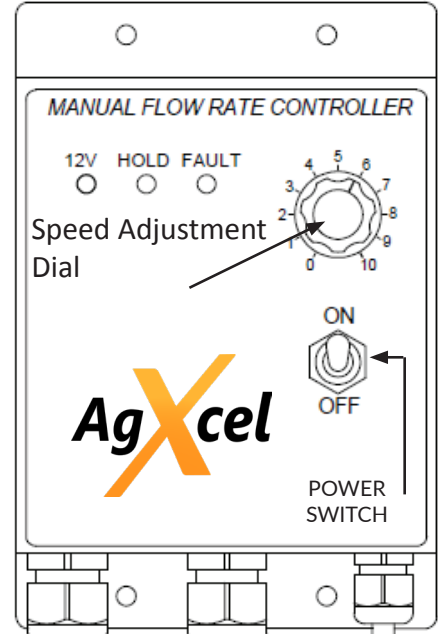
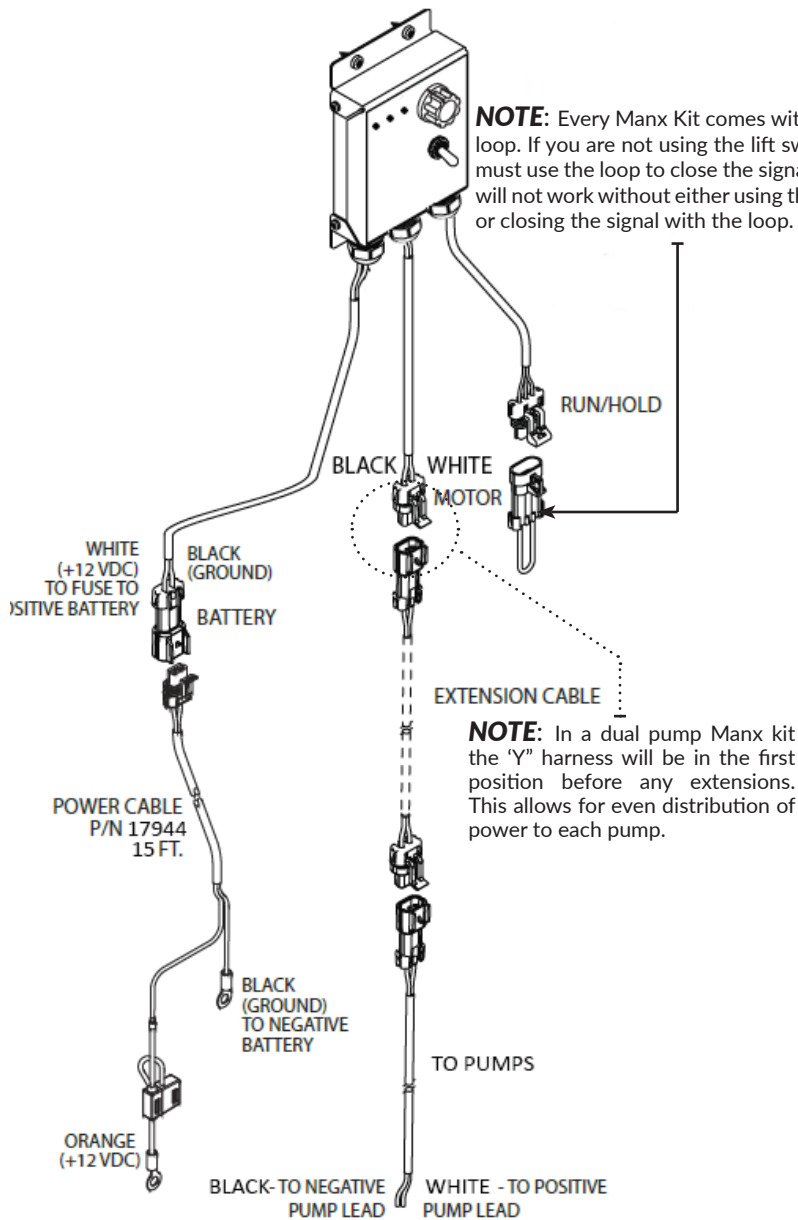
*Kits will come with either a mercury or implement switch kit.

MANX CONTROL KIT DUAL PN#564		
PN#	ITEM	QTY
AGX17934	MANX CONTROLLER	1
AGX18113	15 FT EXTENSION	2
AGX53660	20 FT EXTENSION	2
AGX17944	15FT BATTERY CABLE 30AMP FUSE	1
AGX17945	"Y" PUMP CABLE	1
ONLY 1 KIT BELOW WILL BE INCLUDED* (see pg. 43)		
AGX53824*	RUN/HOLD KIT*	1
AGX54066*	MERCURY SWITCH KIT*	1

MANX EXTENSION HARNESS CONNECTIONS		
	PN#	DESCRIPTION
	AGX17645	SHROUD CONNECTOR
	AGX20805	TPA FITTING (BLUE COVER)
	AGX17612	MALE TERMINAL
	AGX20805	BLUE CABLE SEAL
	AGX17631	12GA WIRE (NOT SHOWN)
	AGX20829	FEMALE CONNECTOR GREEN METRI PACK
	AGX20805	TPA FITTING (BLUE COVER)
	AGX17613	FEMALE TERMINAL

FEATURES:

- Rheostat manual speed control w/1yr warranty for 12-volt pumps
- 6" wiring for power input and output for motor standard
- Sealed heavy-duty electrical connectors
- Reverse polarity protection
- On/Off control switch with power indicator lamp
- Smoother adjustment of pump flow/pressure, which results in reduced sensitivity at the top of the adjustment scale
- Run/Hold circuit on 35 amp units
- Control mounted hardware included



AVAILABLE EXTENSIONS	
PN#	ITEM
AGX17939	5 FT EXTENSION
AGX17958	10 FT EXTENSION
AGX18113	15 FT EXTENSION
AGX53660	20 FT EXTENSION
AGX53661	30 FT EXTENSION
AGX53662	40 FT EXTENSION
AGX19630	50 FT EXTENSION
AGX53663	60 FT EXTENSION



**** BATTERY (POWER) CABLE MUST BE CONNECTED DIRECTLY TO BATTERY. ANY ALTERATION WILL VOID WARRANTY.****

GX REMOTE GAUGE KIT

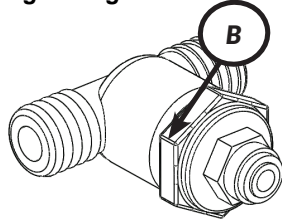
60 PSI - ELECTRIC SYSTEMS

PN# AGX53769

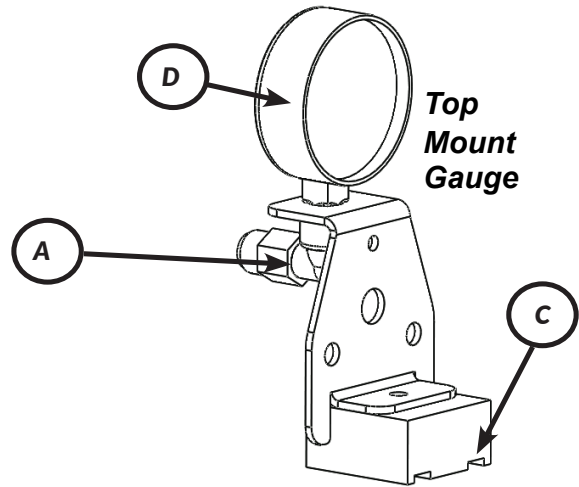
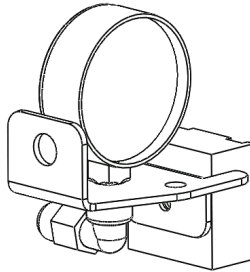
160 PSI - HYDRAULIC SYSTEMS

PN# AGX53770

Pressure Tap
Plumbing Fittings



Side Mount
Gauge



KIT COMPONENTS		
PN#		DESCRIPTION
A	AGX168	QC9
B	AGX20340	IN LINE ILG TEE
C	AGX17960	MAGNET MOUNT
NOT SHOWN	AGX19646	#12 SST CLAMPS QTY=2
ONLY 1 GAUGE PER KIT	AGX33816	4" 60 PSI GAUGE
	AGX33812	4" 160 PSI GAUGE

GAUGE KIT INSTALLATION INSTRUCTIONS:

1. Install in line tee with 1/4" quick connect between final filter and before manifold.
2. Use 1/4" tubing to plumb the gauge and use the magnetic mount to place gauge where desired.
3. For automated systems, ensure that the gauge kit tee is installed at least 24" after the flow meter but before the manifold.



AGXCEL PRESSURE TRANSDUCER KIT

P/N# AGX53491

The sensor for the rate controller is a 3-wire type sensor. The Sensor has a 1/4" MPT M12 fitting.

Your display will show the system pressure on the in cab screen. The pressure reading is only for informational purposes and is not used in the flow control process. Flow control uses the flow meter feedback only.

The pressure transducer is factory calibrated and will display a very accurate pressure reading on your display. No manual gauge is required. However, a remote gauge will be helpful for quick reference when standing near the system and not in cab to see controller display.

When attaching connector to pressure sensor, make sure pins are aligned so they do not bend damaging unit.



TRANSDUCER KIT - PN#AGX53491		
AGX53490	PRESSURE TRANSDUCER	1
AGX53493	TRANSDUCER M12 CABLE	1

PRESSURE
TRANSDUCER

CALIBRATION NUMBERS PER OEM	
AG LEADER PRESSURE CALIBRATION	50 mv/psi
GREEN STAR PRESSURE CALIBRATION	50 mv/psi
TRIMBLE PRESSURE CALIBRATION	Consult Trimble User's Manual

E INFO@AGXCEL.COM

P 877.218.1981

W WWW.AGXCEL.COM

GX IMPLEMENT SWITCH KIT

PN# AGX53824

PN# AGX53982 (2 PIN - JOHN DEERE)

KIT INCLUDES:

- 1- 15FT Extension (John Deere or 3pin connector)
- 1- Implement Switch with 15FT Lead (PN# AGX17921)
- 1- Magnet Mount (PN# AGX17960)




WHISKER EXT. HARNESS (3pin) CONNECT		
	PN#	DESCRIPTION
	AGX365	SHROUD CONNECTOR
	AGX369	TPA FITTING (BLACK COVER)
	AGX363	MALE TERMINAL
	AGX359	RED CABLE SEAL
	AGX54104	3WIRE (NOT SHOWN)
	AGX368	FEMALE CONNECTOR
	AGX369	TPA FITTING (BLACK COVER)
	AGX364	FEMALE TERMINAL

IMPLEMENT SWITCH KIT:

1. Run/Hold optional connections (If not using be sure to use provided loop to close circuit)
 - For use with a N.O. (normally open) whisker switch, remove the dummy plug and connect to your run/hold switch wires. A smaller gauge wire (18 AWG minimum) may be used for this low current circuit.
 - For use with a hall-effect sensor, remove the dummy plug and attach the plug from your sensor.

Illustration shown has a 3pin connector.



when red lead is connected to pole 1 and black lead is connected to pole 2 pumps will run when whisker is straight

HOW IT WORKS:

Place the whisker switch on a 3 point arm or wheel frame that changes angle as the implement is raised and lowered. When the whisker is bent up (against the tool bar), the switch is open placing the SYSTEM in HOLD, not applying fertilizer.

When the whisker arm is straight (not touching the toolbar), the switch will be closed.

when red lead is connected to pole 1 and black lead is connected to pole 3 pumps will run when whisker is bent

EXTENSIONS AVAILABLE		
3PIN	2PIN	DESCRIPTION
AGX17924	AGX55917	GXH_EXT 15FT
AGX54073	AGX55415	GXH_EXT 30FT
Custom extension lengths can be special ordered - contact SALES for a price quote		

* The Whisker switch will work with many other controllers. However, the polarity might be reversed from the positions described above.

MERCURY SWITCH KIT (PN#AGX54066)

(JD DEERE 2-PIN PN#AGX54112)

Run/Hold optional connection (If not using be sure to use provided loop to close circuit)

KIT INCLUDES:


- 2- 15FT Extension(s) (John Deere or 3pin connector)
- 1- Mercury Switch (PN# AGX54024 - Switch only -)
- 1- Magnet Mount (PN# AGX17960)

HOW TO ADJUST:

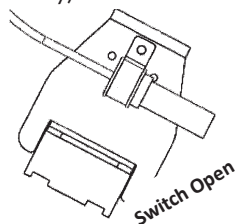
If your controller is turning off product application before or after you want, tilt the switch. If it turns off after you want when lifting the implement, tip more to the HOLD position. If product application should begin sooner when you lower the implement, tip more to the RUN position.

HOW TO TEST:

To test the run/hold mercury switch you will need a volt meter. Set the meter to test continuity (or ohms). With the wires down, you should have continuity between the two pins in the connector. With the wires up, the switch should be open (no continuity).



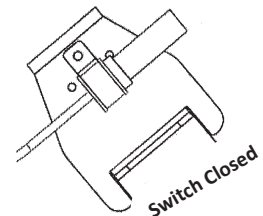
EXTENSIONS AVAILABLE		
3PIN	2PIN	DESCRIPTION
AGX17924	AGX55917	GXH_EXT 15FT
AGX54073	AGX55415	GXH_EXT 30FT
Custom extension lengths can be special ordered - contact SALES for a price quote		



HOLD Position with Wires UP

MOUNT THE SWITCH ON:


- 3 point arm if in use
- Planter wheel frame that changes angle
- Drill opener frame if openers are pivoted to raise out of ground.



RUN Position with Wires DOWN

AGXCEL GX PUMP ASSIST KIT
 PN# AGX19988


PUMP ASSIST KIT		
PN#	ITEM	QTY
AGX17934	MANX	1
AGX18113	15FT EXTENSION	1
AGX17944	BATTERY CABLE	1
AGX20002	5.3 GPM QC PUMP	1



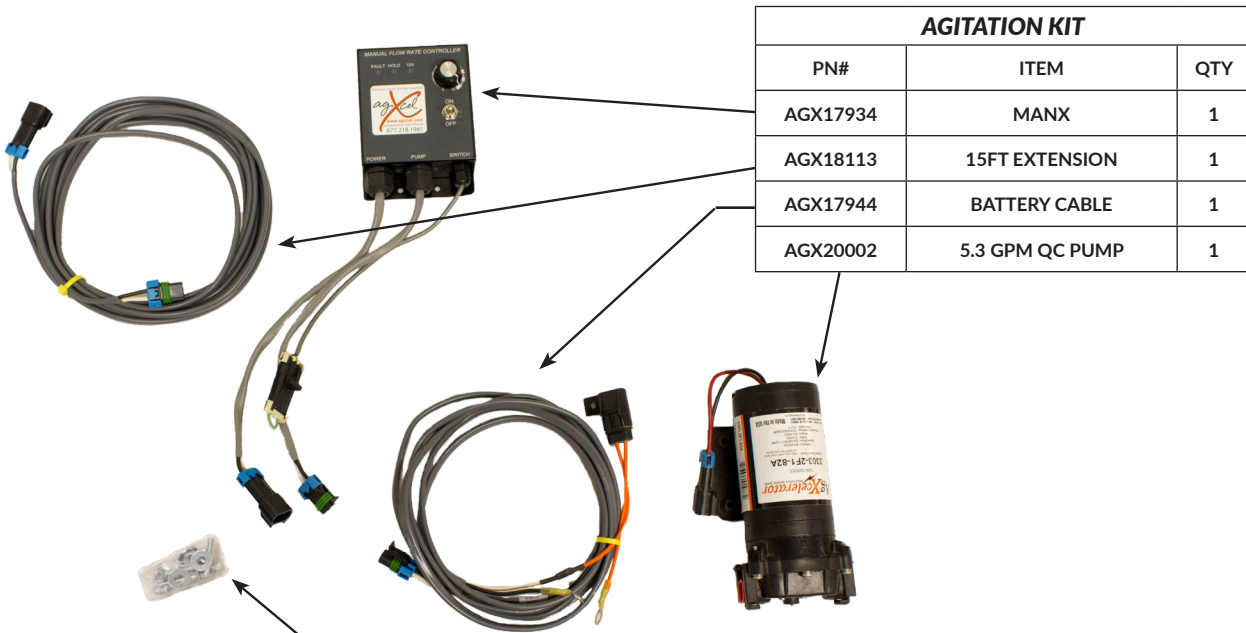
AGX20381	PUMP BOLT KIT	1
AGX19646	#12 CLAMPS	4
AGX53769	REMOTE GAUGE KIT	1



AGX53824	RUN HOLD KIT	1
AGX20343	PUMP BRACKET	1
AGX17920	PUMP O-RING BARB	2
AGX19920	EVA14 TUBING	15FT



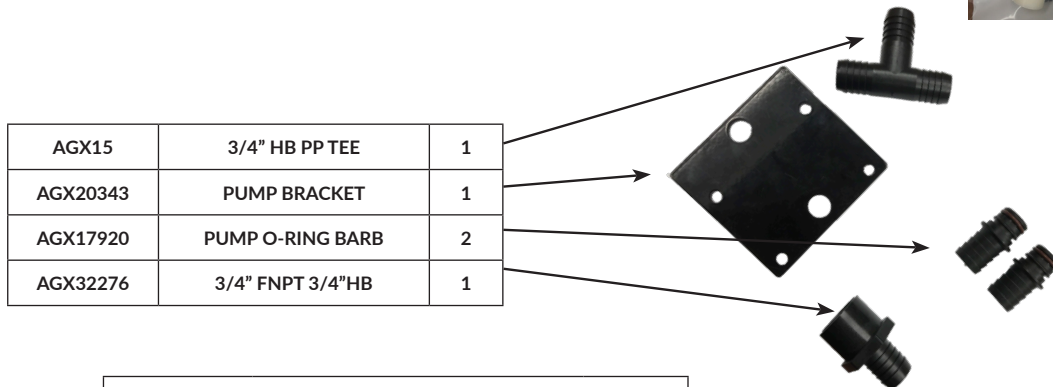
AGXCEL AGITATION KIT
PN# AGX19986



AGITATION KIT		
PN#	ITEM	QTY
AGX17934	MANX	1
AGX18113	15FT EXTENSION	1
AGX17944	BATTERY CABLE	1
AGX20002	5.3 GPM QC PUMP	1



AGX20381	PUMP BOLT KIT	1
AGX19646	#12 CLAMPS	6
AGX31229	3/4" AGITATOR	1



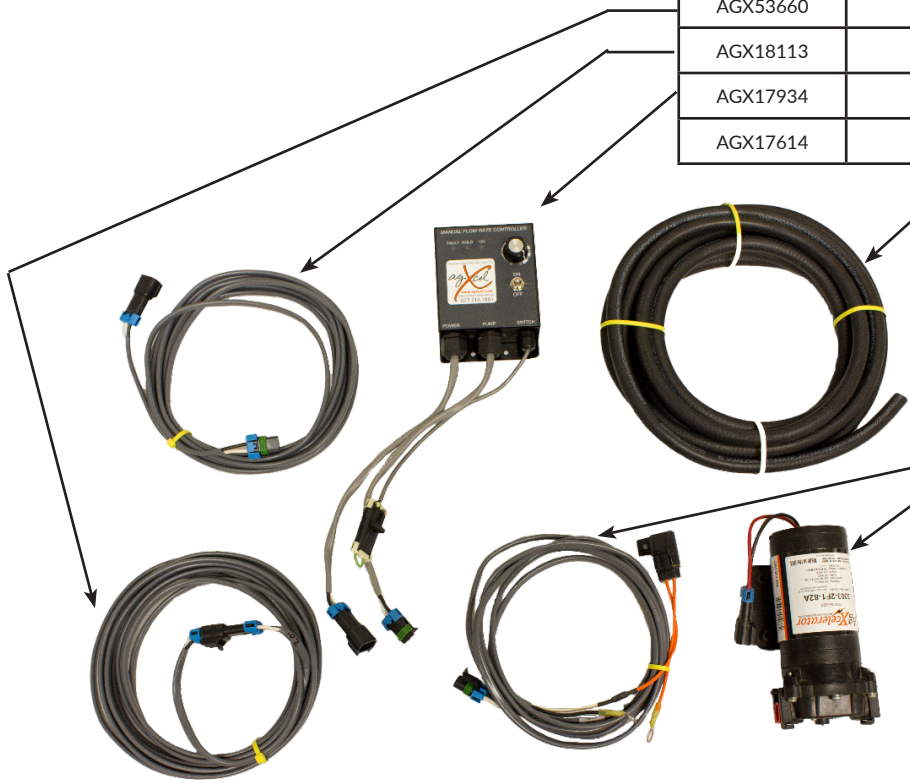
AGX15	3/4" HB PP TEE	1
AGX20343	PUMP BRACKET	1
AGX17920	PUMP O-RING BARB	2
AGX32276	3/4" FNPT 3/4"HB	1

** GX2C AGITATION ADAPTER(S) (NOT SHOWN)		
AGX17649	#6 HD CLAMPS	2
AGX56138	3/8" PUMP O'RING BARB	1
AGX20808	3/8" BARB STEM	1
USE 3/8" STEM AND 3/8" BARB QUICK ATTACH TO INLET ON PUMP - HOSE NOT INCLUDED ONLY FOR GX2C STYLE ADAPTION		

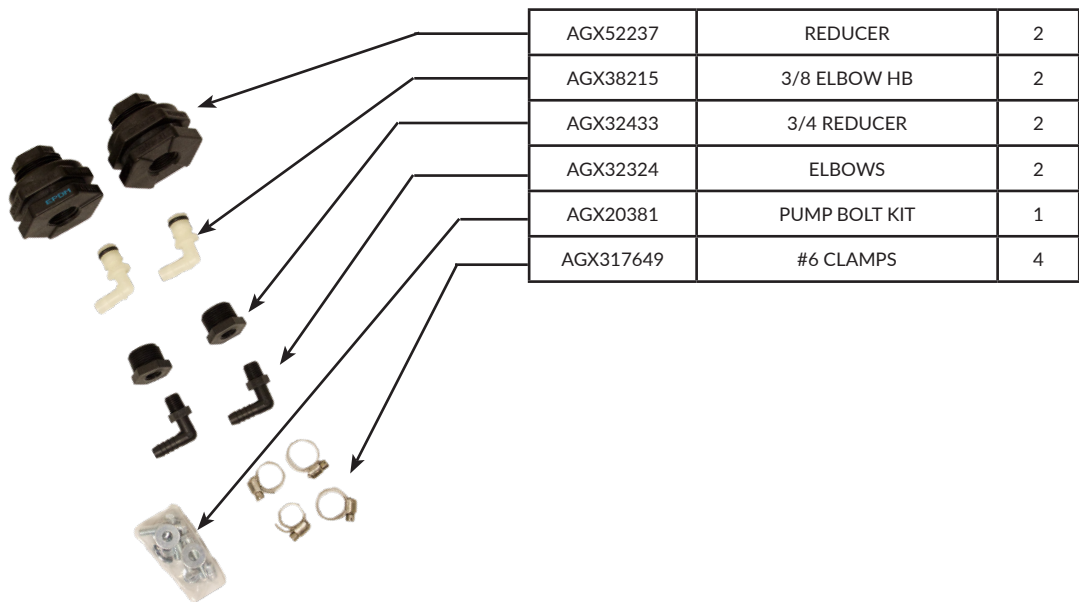
AGXCEL GX12i AGITATION KIT
PN# AGX54742

GX12i

GX12i AGITATION KIT		
PN#	ITEM	QTY
AGX53660	20FT EXTENSION	1
AGX18113	15FT EXTENSION	1
AGX17934	MANX	1
AGX17614	3/8 BLK HOSE	2FT



AGX17944	BATTERY CABLE	1
AGX20003	2.0 GPA PUMP	1



AGX52237	REDUCER	2
AGX38215	3/8 ELBOW HB	2
AGX32433	3/4 REDUCER	2
AGX32324	ELBOWS	2
AGX20381	PUMP BOLT KIT	1
AGX317649	#6 CLAMPS	4

AGXCEL GXTBTMDUALTANKFILLKIT CENTER FILL KIT

PN# AGX38385

****FOR ELECTRICAL SYSTEMS****



**** TO ADAPT TO A HYDRAULIC SYSTEM EXTRA FITTINGS ARE REQUIRED ****

TO ADAPT TO A 1 1/4" BUNG REMOVE THE 2 X 4 NIPPLE IN THE LAYOUT BELOW AND USE THE OPTIONAL FITTINGS AS SHOWN AT BOTTOM OF PAGE.

GXTBTMDUALTANKFILLKIT CENTER FILL		
PN#	ITEM	QTY
AGX50863	3/4" HOSE BARB	1
AGX50870	3/4" ELBOW BARB	1
AGX52169	3/4" BALL VALVE	1
AGX19646	#12 CLAMP	2
AGX52001	3/4" NIPPLE	1
AGX52082	REDUCER	1
AGX50277	2" CROSS	1
AGX50899	2" ELBOW	2

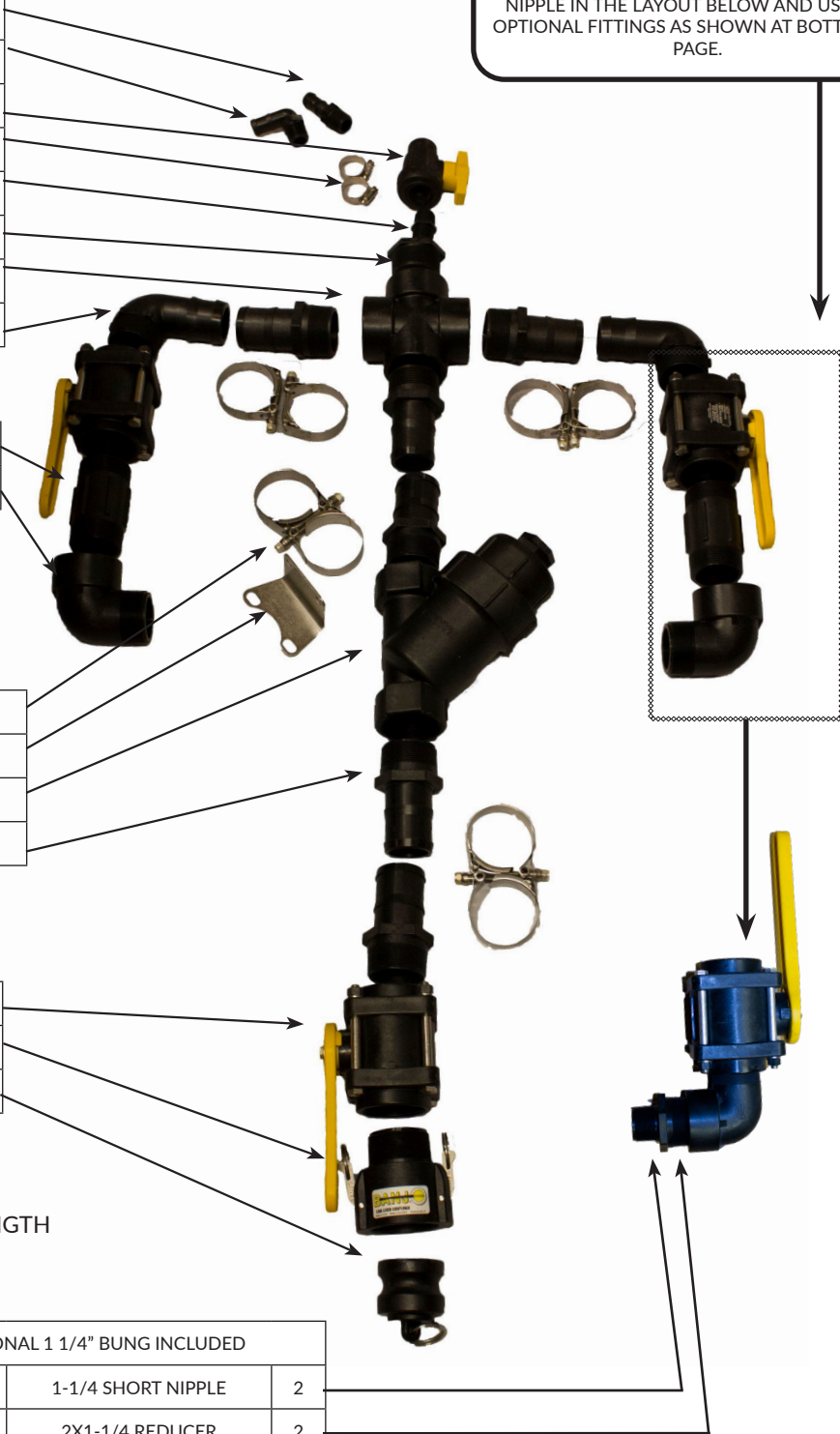
AGX52013	2X4 NIPPLE	2
AGX52154	2" POLY ELBOW	2

AGX30230	2" CLAMP	8
AGX52814	BRACKET	1
AGX51062	STRAINER	1
AGX50897	2" HOSE BARB	6

AGX52609	2" BALL VALVE	3
AGX49578	FEMALE COUPLER	1
AGX49695	2" PLUG	1

NOTE: 2" SPIRAL HOSE HOSE NOT INCLUDED IN KIT SINCE LENGTH VARIES PER INSTALL.

OPTIONAL 1 1/4" BUNG INCLUDED		
AGX52007	1-1/4 SHORT NIPPLE	2
AGX52084	2X1-1/4 REDUCER	2



AGXCEL GXFILL KIT

PN# AGX17642

FOR ELECTRICAL SYSTEMS



GXFILL KIT		
PN#	ITEM	QTY
AGX49587	CAP	1
AGX49607	ADAPTER	1
AGX52609	VALVE	2
AGX52814	BRACKET	1
AGX52013	4" NIPPLE	1

AGX51062	STRAINER	1
AGX30230	CLAMP	4
AGX19646	#12 CLAMP	1
AGX50870	ELBOW	1
AGX50863	3/4" BARB	1

AGX52169	VALVE	1
AGX52001	3/4" NIPPLE	1
AGX52082	REDUCER	1
AGX52146	ELBOW	1

AGX52218	TEE	1
NOTE: INSERT 2" SPIRAL HOSE HOSE NOT INCLUDED IN KIT SINCE LENGTH VARIES PER INSTALL.		
AGX50897	2" BARB	4
AGX52113	1 1/2" REDUCER	1
AGX52112	1 1/4" REDUCER	1
AGX52154	ELBOW	1
AGX52015	NIPPLE	1

AGXCEL GXTBTM TANK FILL KIT SIDE FILL

PN# AGX17987

****FOR ELECTRICAL SYSTEMS****



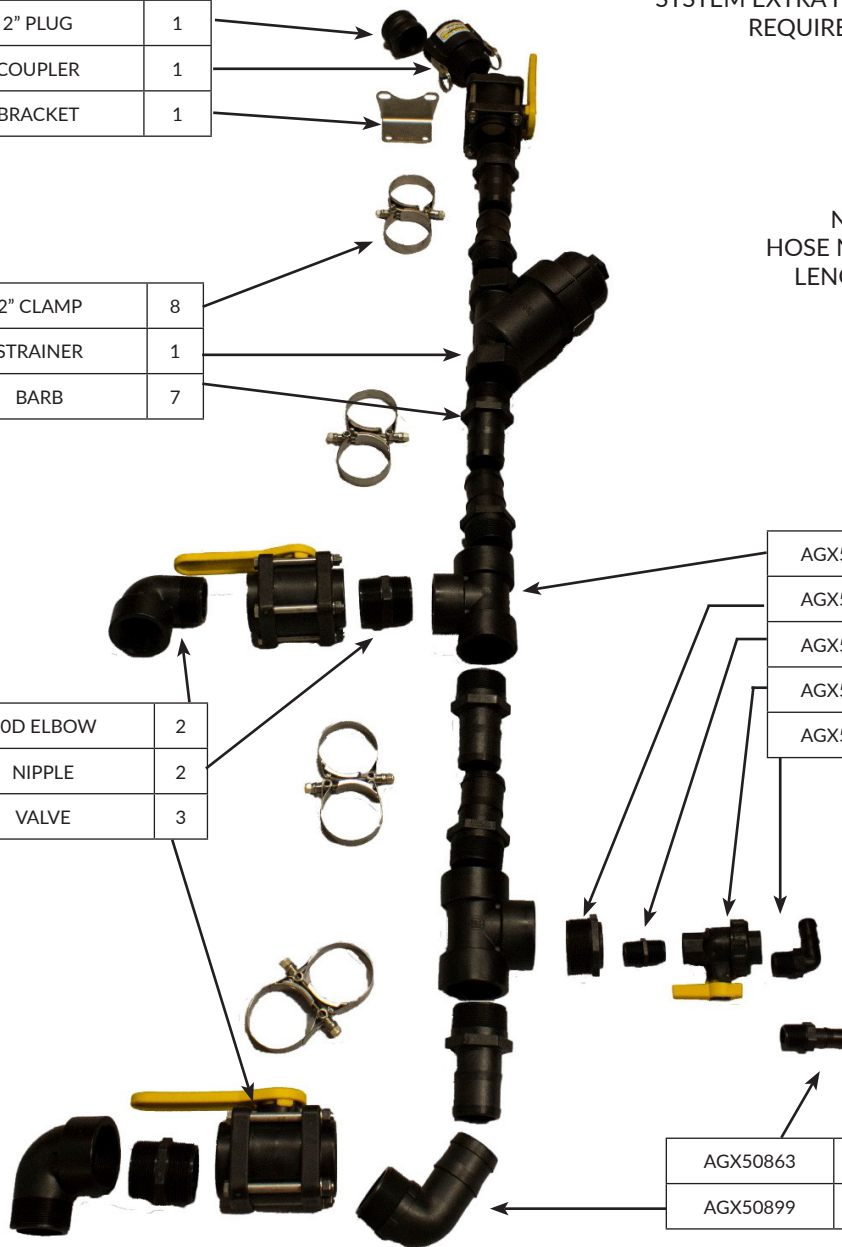
GXTBTM TANK SIDE FILL KIT		
PN#	ITEM	QTY
AGX49695	2" PLUG	1
AGX49578	COUPLER	1
AGX52814	BRACKET	1

AGX30230	2" CLAMP	8
AGX51062	STRAINER	1
AGX50897	BARB	7

AGX52154	90D ELBOW	2
AGX52015	NIPPLE	2
AGX52609	VALVE	3

** TO ADAPT TO A HYDRAULIC SYSTEM EXTRA FITTINGS ARE REQUIRED **

NOTE: 2" SPIRAL HOSE HOSE NOT INCLUDED IN KIT SINCE LENGTH VARIES PER INSTALL.



AGX52218	TEE	2
AGX52082	REDUCER	1
AGX52001	3/4" NIPPLE	1
AGX52169	3/4" VALVE	1
AGX50870	90 D BARB	1

AGX50863	3/4" BARB	1
AGX50899	ELBOW	1


AGXCEL GX5 TANK TO PUMP KIT

PN# AGX53845

****FOR HYDRAULIC SYSTEMS****



GX5TANK TO PUMP KIT		
PN#	ITEM	QTY
AGX51381	2" BARB	2
AGX38269	GASKET	3
AGX51766	STRAINER 30 MESH	1
AGX51383	2" 90-BARB	1
AGX38267	CLAMP	3



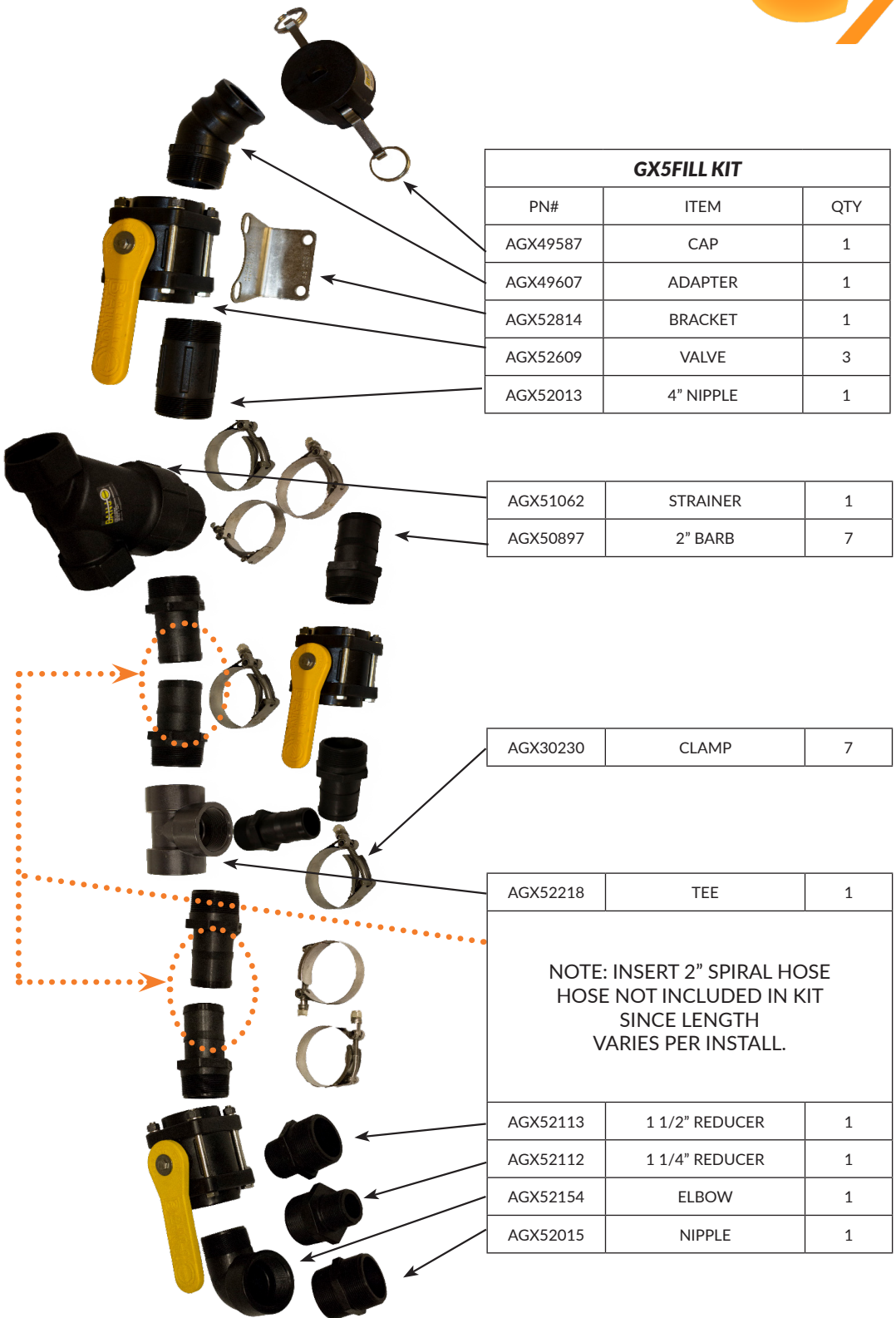
GX5TANK TO PUMP ALTERNATE KIT		
PN#	ITEM	QTY
AGX51381	2" BARB	2
AGX38269	GASKET	3
AGX51850	MLST150-50 - 50 MESH	1
AGX51383	2" 90-BARB	1
AGX38267	CLAMP	3
AGX19920	EVA14	3"
AGX52073	RB100-025	1
AGX263	1/4 MTP 1/4 QA	1
AGX19848	1/4 SPEEDFIT SHUTOFF	1



AGXCEL GX5FILL KIT

PN# AGX54564

FOR HYDRAULIC SYSTEMS



GX5FILL KIT		
PN#	ITEM	QTY
AGX49587	CAP	1
AGX49607	ADAPTER	1
AGX52814	BRACKET	1
AGX52609	VALVE	3
AGX52013	4" NIPPLE	1

AGX51062	STRAINER	1
AGX50897	2" BARB	7

AGX30230	CLAMP	7
----------	-------	---

AGX52218	TEE	1
----------	-----	---

NOTE: INSERT 2" SPIRAL HOSE
HOSE NOT INCLUDED IN KIT
SINCE LENGTH
VARIES PER INSTALL.

AGX52113	1 1/2" REDUCER	1
AGX52112	1 1/4" REDUCER	1
AGX52154	ELBOW	1
AGX52015	NIPPLE	1

HYDRAULIC FERTILIZER APPLICATION SYSTEMS

GX5	PN#	GX5 STATS
LFP80	AGX55587	3 DIAPHRAGMS - BLUE FLEX .5 - 20 GPM - LIQUID FERTILIZER PESTICIDES
LFP120	AGX56029	3 DIAPHRAGMS - BLUE FLEX 1 - 30 GPM - LIQUID FERTILIZER PESTICIDES
LFP160	AGX53588	4 DIAPHRAGMS - BLUE FLEX 5 - 35 GPM - LIQUID FERTILIZER PESTICIDES
D250	AGX53597	6 DIAPHRAGMS - BLUE FLEX 5 - 55 GPM - STANDARD




Complete LFP80 shown above

Optional - Integration into GS2/GS3, JD2K, Trimble, AgLeader, Raven, MicroTrak is approximately \$1800.00 - \$3200.00 on top of the prices listed - Includes, Harnesses, Flow Meter, and brackets. (Additional cost for swath control setups)

** Manifold kits are also available and a variety of GX5 mounting brackets sold at an extra charge **

Due to possible manufacturers price changes, prices are subject to change without notice.



Complete LFP120 shown above

Complete GX5 hydraulic system with pump, pwm valve, hydraulic motor, hoses, clamps, all completely assembled, ready to go.



BlueFlex Diaphragm



Complete D250 shown above

GX5 FOR VAPPLY HD

NO PLUMBING - PUMP, MOTOR, PWM AND PUMP FLANGE KIT - ONLY

GX5	PN#	GX5 STATS	LIST*
LFP80	AGX37649	3 DIAPHRAGMS - BLUE FLEX .5 - 20 GPM - PUMP, STD MOTOR & PWM ONLY	
LFP120	AGX37776	3 DIAPHRAGMS - BLUE FLEX 1 - 30 GPM - PUMP, STD MOTOR & PWM ONLY	
LFP160	AGX35327	4 DIAPHRAGMS - BLUE FLEX 5 - 35 GPM - PUMP, STD MOTOR & PWM ONLY	CALL FOR PRICING
D250	AGX35381	6 DIAPHRAGMS - BLUE FLEX 5 - 55 GPM - PUMP, STD MOTOR & PWM ONLY	
ADDED TO KITS ABOVE	AGX53687	GXvAPPLY RPM ADD-ON KIT - MUST BE SOLD IN CONJUNCTION WITH A GX5 SYSTEM	



VAPPLY LFP80 shown above



QUICK REFERENCE GX5 KITS



DIAPHRAGM KITS	PN#	DESCRIPTION
	AGX55564	LFP45 BLUE FLEX DIAPHRAGM KIT
	AGX37703	D70 BLUE FLEX DIAPHRAGM KIT
	AGX55570	LFP80 BLUE FLEX DIAPHRAGM KIT
	AGX55569	LFP 80 VITON DIAPHRAGM KIT (SPECIAL ORDER)
	AGX37708	D115 BLUE FLEX DIAPHRAGM KIT
	AGX55572	LFP120 BLUE FLEX DIAPHRAGM KIT
	AGX55574	LFP120 VITON DIAPHRAGM KIT (SPECIAL ORDER)
	AGX70000	LFP160 BLUE FLEX DIAPHRAGM KIT
	AGX37732	D250 BLUE FLEX DIAPHRAGM KIT



O'RING KITS	PN#	DESCRIPTION
	AGX37735	LFP45 O'RING KIT
	AGX29935	D70 O'RING KIT
	AGX37761	LFP 80 O'RING KIT
	AGX29922	D115 O'RING KIT
	AGX34739	LFP120 O'RING KIT
	AGX56155	LFP160 O'RING KIT
AGX29903	D250 O'RING KIT	



VALVE KITS	PN#	DESCRIPTION
	AGX55566	LFP45 VALVE KIT
	AGX29934	D70 VALVE KIT
	AGX29936	D115 VALVE KIT
	AGX55575	LFP80/LFP120 VALVE KIT
	AGX29937	D160 VALVE KIT
	AGX56154	LFP160 VALVE KIT
AGX29930	D250 VALVE KIT	

TIP: If unsure of pump size, look for a metal label on either the oil reservoir or on/or near the base of pump.



WARNING!

Do Not use the GX5 diaphragm pump for applying two-step curing compounds, asphalt or asphalt sealer, or other products that can harden inside the pump.

Do Not use the GX5 diaphragm pump to pump flammable liquids, including gasoline or diesel fuel.

Pumping bleach with the GX5 diaphragm pump will void the manufacturer warranty.

Do Not allow this pump to freeze with water inside the pump.

Failure to follow these warnings will result in personal injury, pump damage and void the warranty.

Diaphragm Pump Oil

AGX57489	OIL QUART (32oz)
----------	------------------

Specifically formulated for GX5 Diaphragm pumps.


- Advanced Lubrication Technology
- BlueFlex Diaphragm compatible
- SAE 30 Non-Detergent Oil

NEW STYLE


GX5 LFP80 COMPONENTS		
PN#		DESCRIPTION
A	AGX53692	GX5BASEMOUNT
B	AGX38387	GX5 EATON ORBIT (MOTOR ONLY)
	AGX53930	GX5PWMHYDVALVE 10 (PWM ONLY)
	AGX53931	GX5 PWM HYD VALVE W/ MOTOR KIT
	AGX55586	HYD FLANGE KIT FOR LFP80
C	AGX38461	GX5 LFP80 - PUMP ONLY
D	AGX52150	SPIKE VALVE BRACKET (QTY 2)
E	AGX51331	1" MANIFOLD COUPLING (QTY 2)
F	AGX33132	1" WORM SCREW CLAMP
	AGX50016	3/4" EPDM GASKET
G	AGX51328	1" MANIFOLD X 1" HB ELBOW
H	AGX38254	1" MANIFOLD X 3/4 HB ELBOW
I	AGX51344	1" PLUG WITH 1/4" FPT
	AGX32361	1/4" HEX PLUG
	AGX52142	1/4" POLY ELBOW FOR GAUGE
	AGX33812	160 PRESSURE GAUGE (NOT SHOWN)**
J	AGX50863	3/4 THREAD X 3/4 HB
K	AGX51366	2" PORT x 1" FLANGED TEE (QTY 2)
L	AGX53629	100 PSI PRESSURE RELIEF VALVE

PN#		DESCRIPTION
M	AGX38267	2" WORM SCREW CLAMP
	AGX38269	2" FLANGE GASKET
N	AGX52198	1-1/2 T-BOLT CLAMP (2 REQ'D)
	AGX53480	1-1/2 SPIRAL HOSE (@ 12 FT)
O	AGX53502	1" BLACK HOSE
	AGX52194	1" T-BOLT CLAMP
P	AGX51347	1" MANIFOLD FLANGED TEE
Q	AGX39456	3/4" RELIEF VALVE
R "OUT"	AGX55771	1" ELBOW
	AGX55770	RING NUT
	AGX55920	O RING FOR LFP80
S "IN"	AGX56139	1 1/2" ELBOW
	AGX55761	RING NUT
	AGX55915	O RING FOR LFP80
T	AGX51347-T	1" FLANGED TEE W/1/4 PORT
U	AGX260	QC1
	AGX19920	EVA14 @ 3"
	AGX19848	1/4 SHUTOFF (BLEEDER VALVE)
V	AGX32409	2" MANIFOLD X 1.5" HB ELBOW

OPTIONAL MOUNTING GX5 MOUNTING BRACKETS



PN#AGX54586 CASE IH/JD bracket to mount the GX5 on the draw bar (Bracket can fit draw bars 8" to 10" wide)




PN#AGX53678 GX5 bracket for JD planter front fold for 12 & 16 row planters - will NOT fit DB models.




PN#AGX53957 GX5 Bracket assembly for JD 1770 NT front fold 24 row planter - will NOT fit DB models.

PN#AGX54898 Universal mounting bracket




PN#AGX54397 GX5 Bracket for JD1720 CCS (mounted to circular plate on lift assist frame)




PN#AGX53968 GX5 Bracket for on the rear lift assist wheels on JD1790 planter.

PN#	DESCRIPTION
AGX55493	GX5MANUALOVERRIDEVALVE
AGX55165	GX5PWMSOLENOID
AGX54472	160 PSI HYD CARTRIDGE
AGX54490	CARTRIDGE SEAL KIT FOR GX5 PWM #8
AGX54488	CARTRIDGE SEAL KIT FOR GX5 PWM #5
AGX54487	CARTRIDGE SEAL KIT FOR GX5 PWM #4
AGX54489	CARTRIDGE SEAL KIT FOR GX5 PWM #6
AGX55095	MOTOR SEAL KIT
AGX54562	O'RING (BETWEEN MOTOR & PWM - QTY 2)



GX5



**GAUGE NOT PICTURED
160 GAUGE CAN ALSO BE
MOUNTED USING THREADED
1/4" PORT



In order to prevent debris and chemical deposits from clogging or logging into your hydraulic system, Agxcel recommends a minimum of

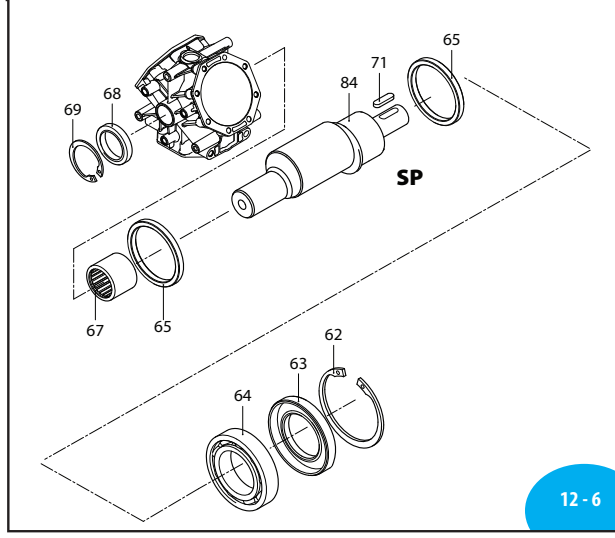
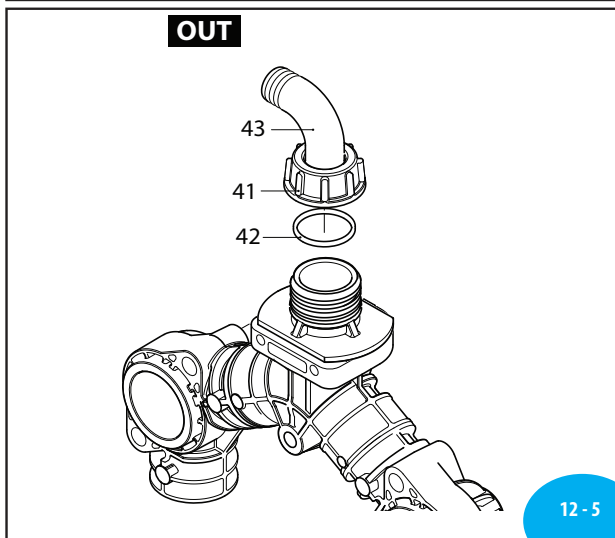
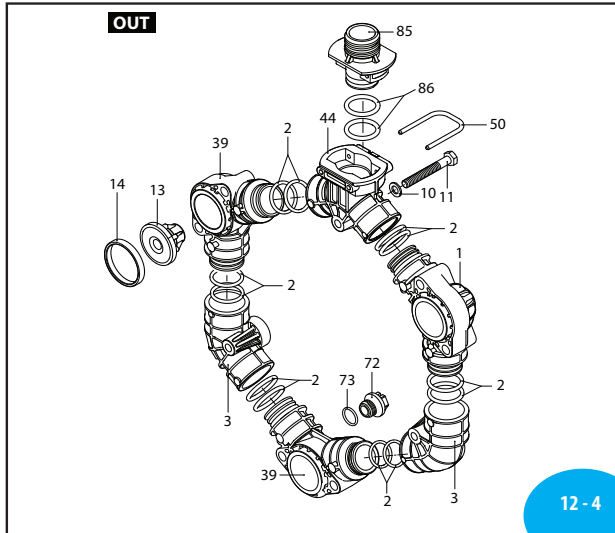
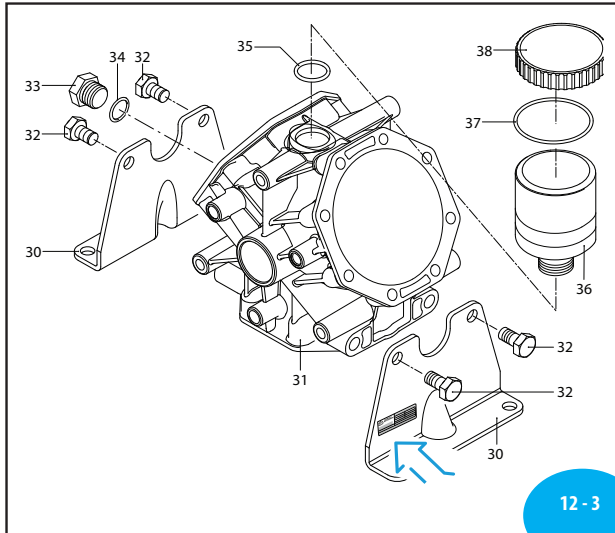
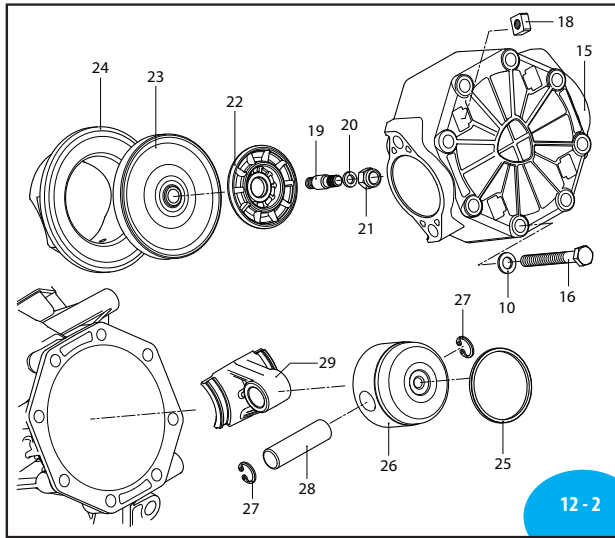
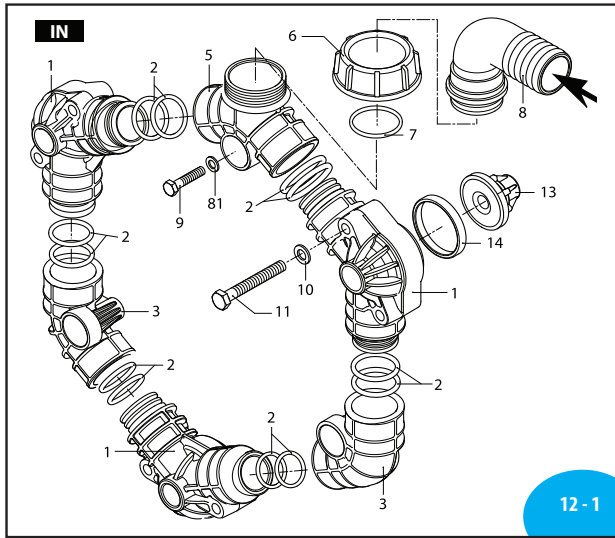
30 mesh filter in line between tank and system inlet. Even the smallest debris can block diaphragms from closing properly affecting rates and pump performance.

E INFO@AGXCEL.COM

P 877.218.1981

W WWW.AGXCEL.COM

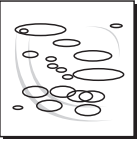
GX5 LFP/BP80 PUMP BREAK DOWN




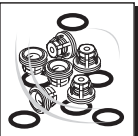
Pos	Code	Description	Qty	Note
1	3240030	Manifold Section	5	
2	390292	O-ring Ø 28.25x2.62	24	Viton
3	3240040	Manifold Section	4	
5	3240050	Manifold Section	1	
6	750670	Ring nut 1-1/2" G	1	
7	1880460	O-ring Ø 29x3	1	Viton
8	50267	Elbow Ø 40	1	
9	3240280	Screw TE M8x55	6	SST106*
10	3120760	Washer	36	SS
11	380211	Screw TEM8x75	12	SS T88
13	2429051	Valve AISI 316L	6	
14	3160380	Gasket	6	Viton
15	3240020	Head	3	
16	621771	Screw TE M8x80	24	SST124*
18	3120510	Nut M8 framework	12	SS
19	3240101	Hub pin AISI 316L	3	T265* (a)
20	320622	Washer	3	SS
21	2240670	Nut M10 AISI 316L	3	T221*
22	3240110	Plate	3	
23	1040083	Diaphragm Øe 105	3	BlueFlex™
24	3240130	Sleeve	3	
25	650190	Piston ring	3	
26	1040120	Piston Ø 63	3	
27	1040270	Ring Øi 15	6	
28	1040070	Pin	3	
29	3240120	Connecting-rod	3	
30	3240090	Foot	2	
31	3240010	Pump body	1	
32	620342	Screw TE M10x20	4	SST265
33	880530	Plug 3/8" G	1	T177*
34	740290	O-ring Ø 14x1.78	1	
35	720030	O-ring Ø 22.22x2.62	1	
36	3120240	Tank	1	T177*
37	650920	O-ring Ø 53.65x2.62	1	
38	1040324	Plug red	1	
39	3240031	Manifold Section	1	
41	3120440	Ring nut 1" G	1	
42	1140451	O-ring Ø 20.24x2.62	1	Viton
43	3120460	Elbow Ø 25	1	
44	3240080	Manifold Section	1	
45	550040	O-ring Ø 26.65x2.62	1	
50	3460210	Fork	1	
62	961790	Ring Øi68	1	
63	3120160	Ring seal	1	
64	961780	Bearing	1	
65	6240320	Ring	2	
67	3460110	Bearing	1	
68	1300230	Ring seal	1	
69	480900	Ring Øi 35	1	
71	2280950	Key	1	(d)
72	3120690	Plug 3/8"	1	
73	2840891	O-ring Ø 14x2	1	Viton
81	390315	Washer	6	SS
84	3240190	Shaft SP marked EB	1	

Pos	Code	Description	Qty	Note
85	3240460	Adapter 1" G	1	
86	550351	O-ring Ø 23.81x2.62	2	Viton

(a) Screw with Loxeal 83-21 thread lock STRONG.
 (d) Supplied in kit applications.
 * Torque: in-lbs +/- 10%

AGX37761	LFP80 O-RING KIT																												
	<table border="1"> <thead> <tr> <th>Pos.</th> <th>Qty</th> <th>Pos.</th> <th>Qty</th> </tr> </thead> <tbody> <tr><td>2</td><td>24</td><td>45</td><td>2</td></tr> <tr><td>7</td><td>1</td><td>52</td><td>1</td></tr> <tr><td>34</td><td>1</td><td>57</td><td>1</td></tr> <tr><td>35</td><td>1</td><td>58</td><td>1</td></tr> <tr><td>37</td><td>1</td><td>73</td><td>1</td></tr> <tr><td>42</td><td>1</td><td></td><td></td></tr> </tbody> </table>	Pos.	Qty	Pos.	Qty	2	24	45	2	7	1	52	1	34	1	57	1	35	1	58	1	37	1	73	1	42	1		
Pos.	Qty	Pos.	Qty																										
2	24	45	2																										
7	1	52	1																										
34	1	57	1																										
35	1	58	1																										
37	1	73	1																										
42	1																												

AGX55570	LFP80 BLUE FLEX DIAPHRAGM KIT										
AGX55569	LFP80 VITON DIAPHRAGM KIT										
	<table border="1"> <thead> <tr> <th>Pos.</th> <th>Qty</th> </tr> </thead> <tbody> <tr><td>14</td><td>6</td></tr> <tr><td>23</td><td>3</td></tr> <tr><td>45</td><td>2</td></tr> <tr><td>47</td><td>1</td></tr> </tbody> </table>	Pos.	Qty	14	6	23	3	45	2	47	1
Pos.	Qty										
14	6										
23	3										
45	2										
47	1										

	AGX55575	LFP80 VALVE KIT	<table border="1"> <thead> <tr> <th>Pos.</th> <th>Qty</th> </tr> </thead> <tbody> <tr><td>13</td><td>6</td></tr> <tr><td>14</td><td>6</td></tr> </tbody> </table>	Pos.	Qty	13	6	14	6
	Pos.	Qty							
13	6								
14	6								
AGX55586	FLANGE KIT								


AGX57489	OIL QUART (32oz)
CRANKCASE OIL CAPACITY 13 oz.	

NEW STYLE


GX5 LFP120 COMPONENTS		
PN#		DESCRIPTION
A	AGX53692	GX5BASEMOUNT
B	AGX38387	GX5 EATON ORBIT (MOTOR ONLY)
	AGX53930	GX5PWMHYDVALVE 10 (PWM ONLY)
	AGX53931	GX5 PWM HYD VALVE W/ MOTOR KIT
	AGX55585	HYD FLANGE KIT FOR LFP120
C	AGX55530	GX5 LFP120 - PUMP ONLY
D	AGX52150	SPIKE VALVE BRACKET (QTY 2)
E	AGX51331	1" MANIFOLD COUPLING (QTY 2)
F	AGX33132	1" WORM SCREW CLAMP
	AGX50016	3/4" EPDM GASKET
G	AGX51328	1" MANIFOLD X 1" HB ELBOW
H	AGX38254	1" MANIFOLD X 3/4 HB ELBOW
I	AGX51344	1" PLUG WITH 1/4" FPT
	AGX32361	1/4" HEX PLUG
	AGX52142	1/4" POLY ELBOW FOR GAUGE
	AGX33812	160 PRESSURE GAUGE (NOT SHOWN)**
J	AGX50863	3/4 THREAD X 3/4 HB
K	AGX51366	2" PORT x 1" FLANGED TEE (QTY 2)
L	AGX53629	100 PSI PRESSURE RELIEF VALVE

PN#		DESCRIPTION
M	AGX38267	2" WORM SCREW CLAMP
	AGX38269	2" FLANGE GASKET
N	AGX52198	1-1/2 T-BOLT CLAMP (2 REQ'D)
	AGX53480	1-1/2 SPIRAL HOSE (@ 12 FT)
O	AGX53502	1" BLACK HOSE
	AGX52194	1" T-BOLT CLAMP
P	AGX51347	1" MANIFOLD FLANGED TEE
Q	AGX39456	3/4" RELIEF VALVE
R "OUT"	AGX56141	1" ELBOW
	AGX56142	RING NUT
	AGX56140	O RING FOR LFP120
S "IN"	AGX56139	1 1/2" ELBOW
	AGX55761	RING NUT
	AGX55915	O RING FOR LFP120
T	AGX51347-T	1" FLANGED TEE W/1/4 PORT
U	AGX260	QC1
	AGX19920	EVA14 @ 3"
	AGX19848	1/4 SHUTOFF (BLEEDER VALVE)
V	AGX32409	2" MANIFOLD X 1.5" HB ELBOW


OPTIONAL MOUNTING GX5 MOUNTING BRACKETS



PN#AGX54586 CASE IH/JD bracket to mount the GX5 on the draw bar (Bracket can fit draw bars 8" to 10" wide)



PN#AGX53678 GX5 bracket for JD planter front fold for 12 & 16 row planters - will NOT fit DB models.




PN#AGX53957 GX5 Bracket assembly for JD 1770 NT front fold 24 row planter - will NOT fit DB models.

PN#AGX54898 Universal mounting bracket




PN#AGX54397 GX5 Bracket for JD1720 CCS (mounted to circular plate on lift assist frame)




PN#AGX53968 GX5 Bracket for on the rear lift assist wheels on JD1790 planter.

PN#	DESCRIPTION
AGX55493	GX5MANUALOVERRIDEVALVE
AGX55165	GX5PWMSOLENOID
AGX54472	160 PSI HYD CARTRIDGE
AGX54490	CARTRIDGE SEAL KIT FOR GX5 PWM #8
AGX54488	CARTRIDGE SEAL KIT FOR GX5 PWM #5
AGX54487	CARTRIDGE SEAL KIT FOR GX5 PWM #4
AGX54489	CARTRIDGE SEAL KIT FOR GX5 PWM #6
AGX55095	MOTOR SEAL KIT
AGX54562	O'RING (BETWEEN MOTOR & PWM - QTY 2)



GX5



In order to prevent debris and chemical deposits from clogging or logging into your hydraulic system, Agxcel recommends a minimum of

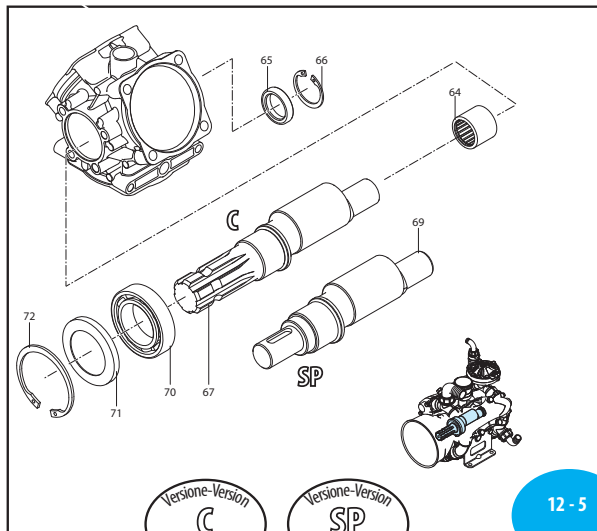
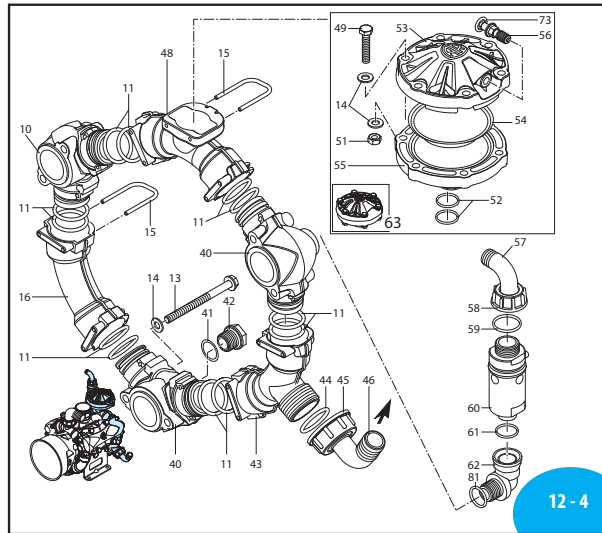
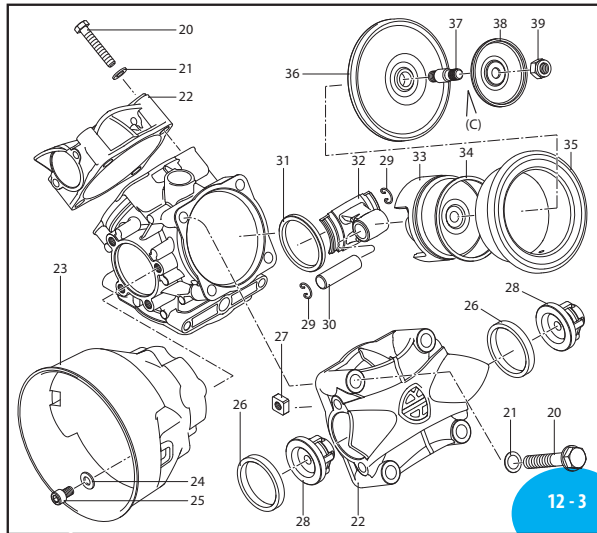
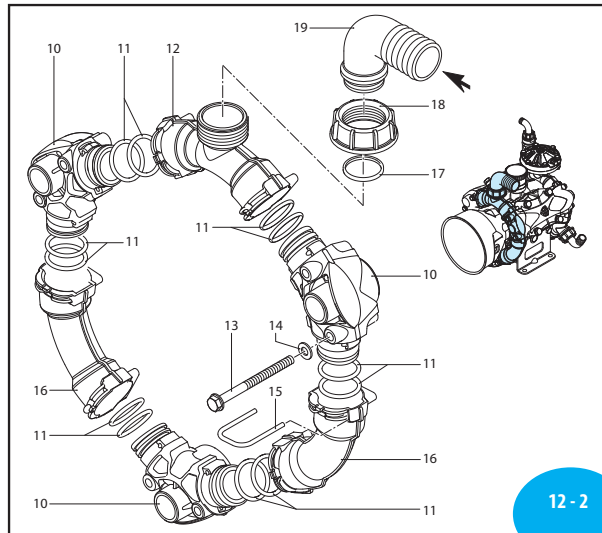
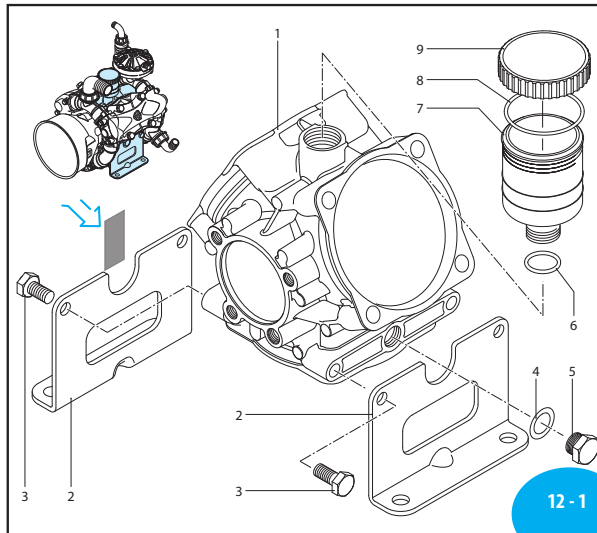
30 mesh filter in line between tank and system inlet. Even the smallest debris can block diaphragms from closing properly affecting rates and pump performance.

E INFO@AGXCEL.COM

P 877.218.1981


W WWW.AGXCEL.COM

GX5 LFP120 PUMP BREAK DOWN



LFP120 - 3 DIAPHRAGMS

FERTILIZER FLOW (GPM)	HYDRAULIC OIL FLOW (GPM)
10	3.0
15	4.5
20	6.1
25	7.6
BASED ON A 30FT TOOL BAR	

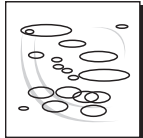


2154700 Air chamber decal


Pos	Code	Description	Qty	Note
1	3460010	Pump body	1	
2	3460100	Foot	2	Cataphoresis
3	160672	Screw TE M10x25	4	Geomet T265*
	160673	Screw TE M10x25	4	SS T265* LFP
4	740290	O-ring Ø 14x1.78	1	
5	880530	Plug 3/8" G	1	T180*
6	720030	O-ring Ø 22.22x2.62	1	
7	3120240	Tank	1	T180*
8	650920	O-ring Ø 53.65x2.62	1	
9	1040326	Plug black	1	AR 120bp
	1040324	Plug red	1	AR 140bp
10	3460030	Line	4	
11	2680140	O-ring Ø 32.93x3.53	24	
	2680141	O-ring Ø 32.93x3.53	24	Viton LFP
12	3460050	Line suction	1	
13	3460200	Screw TE M8x100	12	Geomet T105*
	3460201	Screw TE M8x100	12	SS T105* LFP
14	390314	Washer	24	Geomet
	390315	Washer	24	SS LFP
15	3460210	Fork	13	
16	3460040	Line	3	
17	390290	O-ring Ø 29x3	1	
	1880460	O-ring Ø 29x3	1	Viton LFP
18	750670	Ring nut 1 1/2" G	1	
19	50267	Elbow 1 1/2"	1	
20	750071	Screw TE M12x70	12	Geomet T310*
	750072	Screw TE M12x70	12	SS T310* LFP
21	390090	Washer	12	Geomet
	390092	Washer	12	SS LFP
22	3460020	Head	3	
23	3240290	Shield	2	
24	320621	Washer	4	Geomet
	320622	Washer	4	SS LFP
25	820673	Screw TCEI M10x16	4	Geomet T90*
	820672	Screw TCEI M10x16	4	SS T90* LFP
26	3460240	Gasket	6	
	3460380	Gasket	6	Viton LFP
27	3120511	Nut M8	12	Geomet
	3120510	Nut M8	12	SS LFP
28	2429050	Valve	6	
	2429051	Valve AISI 316L	6	LFP
29	380080	Ring circlip Øi 14	6	
30	380300	Pin	3	
31	3460090	Ring connecting rod	2	
32	3460080	Connecting-rod	3	
33	580120	Piston Ø 80	3	
34	500260	Piston ring	3	
35	750117	Sleeve	3	AR 120bp
	750110	Sleeve	3	AR 140bp
36	550080	Diaphragm	3	NBR
	550081	Diaphragm	3	BlueFlex
	550084	Diaphragm	3	Viton
	550085	Diaphragm	3	Desmopan
	550086	Diaphragm	3	HPDS
	37	2240100	Hub pin	3
	2240101	Hub pin	3	T265* LFP
38	580090	Wobble plate	3	
39	2240110	Nut M10 SS	3	T220*
	2240670	Nut M10 AISI 316L	3	T220* LFP


Pos	Code	Description	Qty	Note
40	3460031	Line	2	
41	1140450	O-ring Ø 20.24x2.62	1	
	1140451	O-ring Ø 20.24x2.62	1	Viton LFP
42	3460220	Plug 1/2" G	1	T90*
43	3460060	Line manifold	1	
44	550040	O-ring Ø 26.62x2.62	1	
	880311	O-ring Ø 26.62x2.62	1	Viton LFP
45	651100	Ring nut 1" 1/4 G	1	
46	651460	Elbow 1"	1	
48	3460070	Line	1	
49	621781	Screw TE M8x40	6	Geomet T180*
	621782	Screw TE M8x40	6	SS T180* LFP
51	380242	Nut M8	6	Geomet T180*
	3120260	Nut M8	6	
52	550040	O-ring Ø 26.62x2.62	2	
	880311	O-ring Ø 26.62x2.62	2	Viton LFP
53	3460190	Semi air chamber upper	1	Nylon
54	800190	Diaphragm air chamber	1	NBR
	800192	Diaphragm air chamber	1	BlueFlex
55	3460180	Semi air chamber lower	1	Nylon
56	180020	Air valve	1	T220*
57	550460	Elbow Ø 18	1	
58	550450	Ring nut 3/4" G	1	
59	880831	O-ring Ø 15.54x2.62	1	Viton
60	1609000	Safety valve	1	290 PSI (b)
61	180101	O-ring Ø 17.5x2	1	
	180102	O-ring Ø 17.5x2	1	Viton LFP
62	3460320	Fitting 1/2" G M-F	1	activator
63	1505	Air chamber	1	NBR
	43067	Air chamber	1	BlueFlex
64	3460110	Bearing	1	
65	1300230	Ring seal	1	
66	480900	Ring circlip Øi 35	1	
67	3460160	Shaft marked DT	1	AR 120bp / LFP C
	3460170	Shaft marked DQ	1	AR 140bp / LFP C
69	3460250	Shaft marked DU	1	AR 120bp / LFP SP
	3460260	Shaft marked DV	1	AR 140bp / LFP SP
70	961781	Bearing	1	
71	3120160	Ring seal	1	
72	961790	Ring circlip Øi 68	1	
73	650542	Gasket	1	Nylon
74	650250	Key	1	
75	650300	Coupling	1	
76	961340	Washer	1	
77	680350	Screw TCEI M8x35	1	T90*
78	1200521	Spacer	3	
79	380241	Washer	3	
	392110	Washer	3	SS LFP
80	680350	Screw TCEI M8x35	3	T90*
	680351	Screw TCEI M8x35	3	SS T90* LFP
81	651350	Gasket	1	
82	3469002	Complete Inlet assembly	1	AR120bp

(a) Screw Shank piston side with Loxeal 83-21 Strong threadlock (Green) and lubricate the shank side plate with Molykote grease 1000.
 (b) Screw the valve until it bottoms on the elbow.
 (c) Attention! Assemble with grease PG54 between the plate and the membrane.
 *Torque: in-lbs +/- 10%

AGX34739	LFP120 O-RING KIT																											
<table border="1"> <thead> <tr> <th>Pos.</th> <th>Qty</th> <th>Pos.</th> <th>Qty</th> </tr> </thead> <tbody> <tr><td>4</td><td>1</td><td>44</td><td>1</td></tr> <tr><td>6</td><td>1</td><td>52</td><td>2</td></tr> <tr><td>8</td><td>1</td><td>59</td><td>1</td></tr> <tr><td>11</td><td>24</td><td>61</td><td>1</td></tr> <tr><td>17</td><td>1</td><td>81</td><td>1</td></tr> <tr><td>41</td><td>1</td><td></td><td></td></tr> </tbody> </table>	Pos.		Qty	Pos.	Qty	4	1	44	1	6	1	52	2	8	1	59	1	11	24	61	1	17	1	81	1	41	1	
Pos.	Qty	Pos.	Qty																									
4	1	44	1																									
6	1	52	2																									
8	1	59	1																									
11	24	61	1																									
17	1	81	1																									
41	1																											

AGX57489	OIL QUART (32oz)
CRANKCASE OIL CAPACITY 28 oz.	

AGX55575	LFP120 VALVE KIT						
	<table border="1"> <thead> <tr> <th>Pos.</th> <th>Qty</th> </tr> </thead> <tbody> <tr><td>26</td><td>6</td></tr> <tr><td>28</td><td>6</td></tr> </tbody> </table>		Pos.	Qty	26	6	28
Pos.	Qty						
26	6						
28	6						


AGX55572	LFP120 BLUE FLEX DIAPHRAGM KIT										
AGX55574	LFP120 VITON DIAPHRAGM KIT										
	<table border="1"> <thead> <tr> <th>Pos.</th> <th>Qty</th> </tr> </thead> <tbody> <tr><td>26</td><td>6</td></tr> <tr><td>36</td><td>3</td></tr> <tr><td>52</td><td>2</td></tr> <tr><td>54</td><td>1</td></tr> </tbody> </table>	Pos.	Qty	26	6	36	3	52	2	54	1
	Pos.	Qty									
26	6										
36	3										
52	2										
54	1										

NEW STYLE

GX5 LFP160 COMPONENTS		
PN#		DESCRIPTION
A	AGX53692	GX5BASEMOUNT
B	AGX38387	GX5 EATON ORBIT (MOTOR ONLY)
	AGX53930	GX5PWMHYDVALVE 10 (PWM ONLY)
	AGX53931	GX5 PWM HYD VALVE W/ MOTOR KIT
	AGX31287	HYD FLANGE KIT FOR LFP160
C	AGX37707	GX5 LFP160 - PUMP ONLY
D	AGX52150	SPIKE VALVE BRACKET (QTY 2)
E	AGX51331	1" MANIFOLD COUPLING (QTY 2)
F	AGX33132	1" WORM SCREW CLAMP
	AGX50016	3/4" EPDM GASKET
G	AGX51347	1" MANIFOLD TEE
H	AGX38254	1" MANIFOLD X 3/4 HB ELBOW
	AGX308	3/4" BLACK HOSE
I	AGX51344	1" PLUG WITH 1/4" FPT
	AGX32361	1/4" HEX PLUG (OPTION)
	AGX33812	160 PRESSURE GAUGE (NOT SHOWN)**
J	AGX50863	3/4 THREAD X 3/4 HB
K	AGX51366	2" PORT x 1" FLANGED TEE (QTY 4)
L	AGX53629	100 PSI PRESSURE RELIEF VALVE

PN#		DESCRIPTION
M	AGX38267	2" WORM SCREW CLAMP
	AGX38269	2" FLANGE GASKET
N	AGX52198	1-1/2 T-BOLT CLAMP (2 REQ'D)
	AGX53480	1-1/2 SUCTION HOSE (@ 4FT)
O	AGX38424	2" SPIRAL BLACK HOSE (@ 4FT)
	AGX30230	2" T-BOLT CLAMP
P	AGX51315	1" FLANGE X 3/4" PIPE THREAD
Q	AGX39456	3/4" RELIEF VALVE
R "OUT"	AGX29141	1.5" ELBOW
	AGX55761	RING NUT
	AGX55915	O RING FOR LFP160 (QTY 2)
S "IN"	AGX32206	2" ELBOW
	AGX32701	RING NUT
	AGX56625	O RING FOR LFP160 (QTY 2)
T	AGX32409	2" MANIFOLD X 1.5" HB ELBOW
U	AGX260	QC1
	AGX19920	EVA14 @ 3"
	AGX19848	1/4 SHUTOFF (BLEEDER VALVE)


OPTIONAL MOUNTING GX5 MOUNTING BRACKETS



PN#AGX54586 CASE IH/JD bracket to mount the GX5 on the draw bar (Bracket can fit draw bars 8" to 10" wide)




PN#AGX53678 GX5 bracket for JD planter front fold for 12 & 16 row planters - will NOT fit DB models.




PN#AGX53957 GX5 Bracket assembly for JD 1770 NT front fold 24 row planter - will NOT fit DB models.

PN#AGX54898 Universal mounting bracket




PN#AGX54397 GX5 Bracket for JD1720 CCS (mounted to circular plate on lift assist frame)




PN#AGX53968 GX5 Bracket for on the rear lift assist wheels on JD1790 planter.

PN#	DESCRIPTION
AGX55493	GX5MANUOVERRIDEVALVE
AGX55165	GX5PWMSOLENOID
AGX54472	160 PSI HYD CARTRIDGE
AGX54490	CARTRIDGE SEAL KIT FOR GX5 PWM #8
AGX54488	CARTRIDGE SEAL KIT FOR GX5 PWM #5
AGX54487	CARTRIDGE SEAL KIT FOR GX5 PWM #4
AGX54489	CARTRIDGE SEAL KIT FOR GX5 PWM #6
AGX55095	MOTOR SEAL KIT
AGX54562	O'RING (BETWEEN MOTOR & PWM - QTY 2)



GX5



In order to prevent debris and chemical deposits from clogging or logging into your hydraulic system, Agxcel recommends a minimum of

30 mesh filter in line between tank and system inlet. Even the smallest debris can block diaphragms from closing properly affecting rates and pump performance.

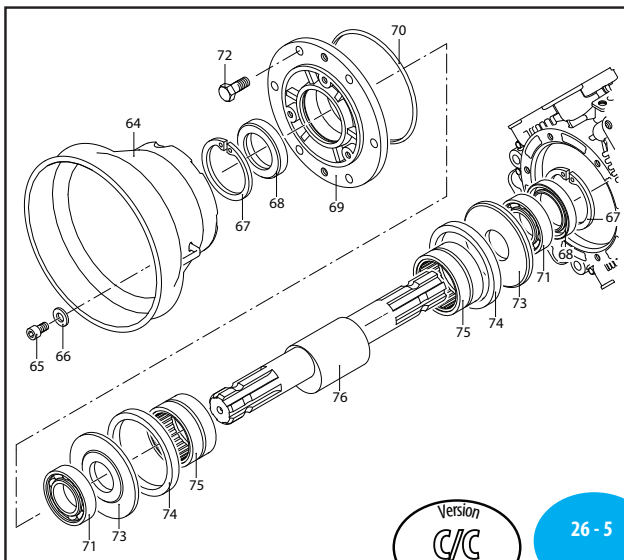
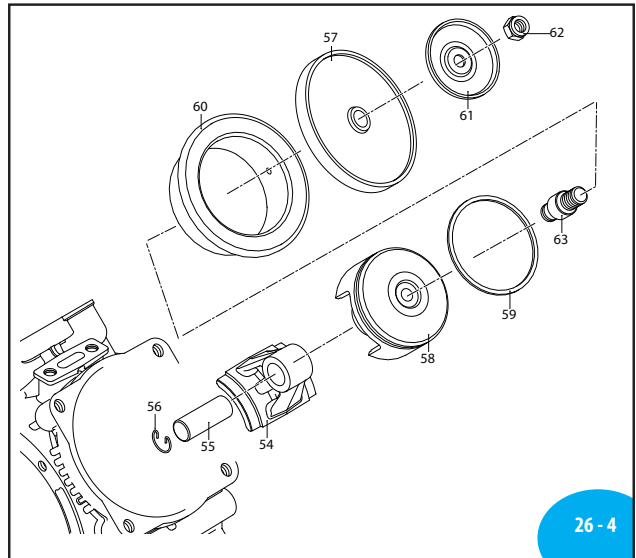
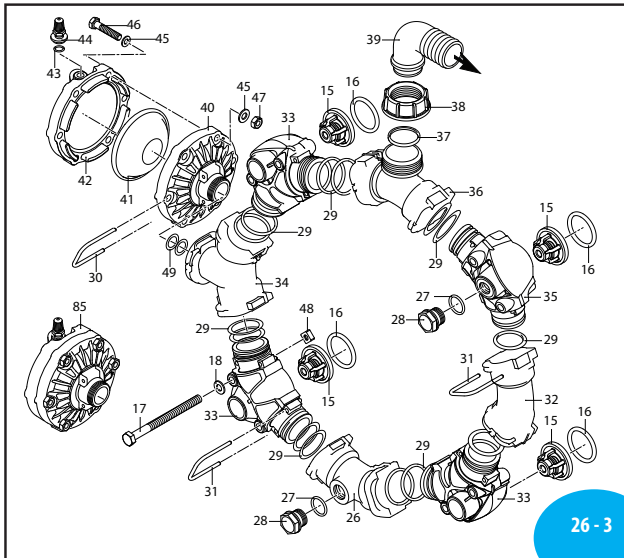
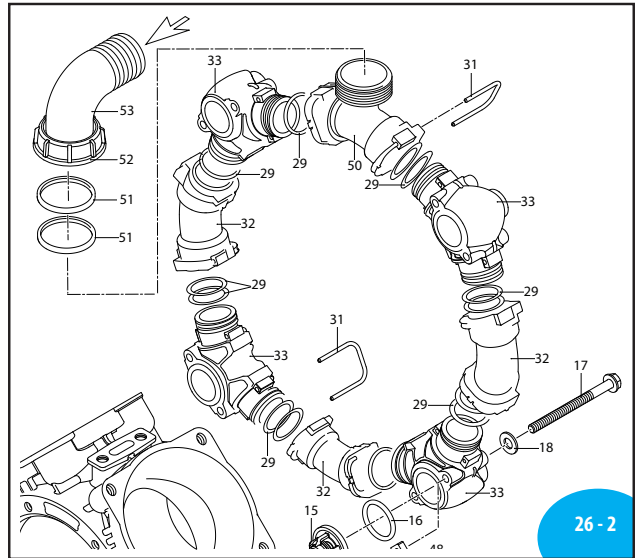
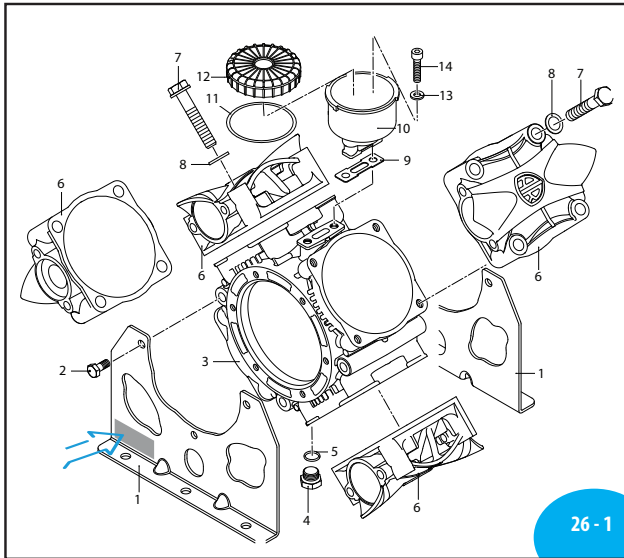
E INFO@AGXCEL.COM

P 877.218.1981

W WWW.AGXCEL.COM



GX5 LFP160 PUMP BREAK DOWN



LFP/D160 - 4 DIAPHRAGMS	
FERTILIZER FLOW (GPM)	HYDRAULIC OIL FLOW (GPM)
10	3.0
20	6.0
30	9.1
35	10.6
BASED ON A 30FT TOOL BAR	



2154700 Air chamber decal

Pos	Code	Description	Qty	Note
1	761031	Foot	2	
2	160673	Screw TE M10x25	6	SS T354*
3	761010	Pump body	1	
4	880530	Plug 3/8" G	1	T177*
5	740290	O-ring Ø 14x1.78	1	
6	3460020	Head	4	
7	750072	Screw TE M12x70	16	SS T309*
8	390092	Washer	16	SS
9	750040	Gasket	1	
10	751170	Tank	1	
11	1980340	O-ring Ø 83.8x2.62	1	
12	751183	Cap Red	1	
13	380243	Washer	2	
14	680350	Screw TCEI M8x35	2	T88*
15	2429051	Valve AISI 316L	8	
16	3460380	Gasket	8	Viton
17	3460201	Screw TE M8x100	16	SS T88*
18	390315	Washer	16	SS
26	761240	Manifold section	1	
27	1150641	O-ring Ø 20x24x2.62	2	Viton
28	3460490	Plug 1/2" G	2	T88*
29	230061	O-ring Ø 34.52x3.53	32	Viton
30	3460210	Fork	1	
31	761250	Fork	16	
32	761200	Manifold section	4	
33	761190	Manifold section	7	
34	761230	Manifold section air chamber	1	
35	761191	Manifold section SRV port	1	
36	761220	Manifold section discharge 1-1/2" G	1	
37	1880460	O-ring Ø 29x3	1	Viton
38	750670	Ring nut 1-1/2" G	1	
39	3040160	Elbow Ø 35	1	
40	3460180	Semi air chamber lower	1	Nylon
41	800192	Diaphragm air chamber	1	BlueFlexTM
42	3460190	Semi air chamber upper	1	Nylon
43	650542	Gasket	1	
44	180020	Air valve	1	T22*
45	390315	Washer	12	SS
46	621782	Screw TE M8x40	6	SS T177*
47	3120260	Nut M8	6	SS T177*
48	3120510	Nut famework M8	16	SS
49	880311	O-ring Ø 26.65x2.62	2	Viton
50	761210	Manifold section inlet 2" G	1	
51	3040471	O-ring Ø 39.34x2.62	2	Viton
52	3040450	Ring nut 2" G	1	
53	3040440	Elbow Ø 50	1	
54	760140	Connecting-rod	4	
55	160700	Pin	4	
56	160691	Ring Øi 18	8	
57	550081	Diaphragm	4	BlueFlexTM
58	750122	Piston Ø 80	4	
59	500260	Piston ring	4	

Pos	Code	Description	Qty	Note
60	750115	Sleeve	4	AR160LFP
61	751251	Wobble plate	4	
62	2240670	Nut M10 AISI 316L	4	T221*
63	2240101	Hub pin AISI 316L	4	(a) T265*
64	1500470	Shaft protection	1	
65	850252	Screw TCEI M8x12	3	SS T88*
66	390315	Washer	3	SS
67	200390	Ring Øi 62	2	
68	160740	Ring seal	2	
69	680020	Support	1	
70	851360	O-ring Ø 120.32x2.62	1	
71	230350	Bearing	1	
72	160673	Screw TE M10x25	6	SS T309*
73	540040	Plate	2	
74	750130	Ring piston rod	2	
75	750090	Bearing	2	
76	750174	Shaft C/C m-AV	1	AR160LFP
85	43067	Air chamber LFP BlueFlexTM	1	

(a) Screw Shank piston side with Loxeal 83-21 Strong threadlock (Green) and lubricate the shank side plate with Molykote grease 1000.

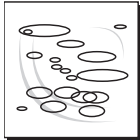
* Torque: in-lbs +/- 10%


Diaphragm Pump Oil


Specifically formulated for GX5 Diaphragm pumps.

- Advanced Lubrication Technology
- BlueFlex Diaphragm compatible
- SAE 30 Non-Detergent Oil

AGX57489	OIL QUART (32oz)
CRANKCASE OIL CAPACITY 56 oz.	

AGX56155	LFP160 O-RING KIT																											
<table border="1"> <thead> <tr> <th>Pos.</th> <th>Qty</th> <th>Pos.</th> <th>Qty</th> </tr> </thead> <tbody> <tr><td>5</td><td>2</td><td>61</td><td>1</td></tr> <tr><td>9</td><td>8</td><td>65</td><td>2</td></tr> <tr><td>16</td><td>1</td><td>69</td><td>1</td></tr> <tr><td>21</td><td>1</td><td>74</td><td>1</td></tr> <tr><td>25</td><td>2</td><td></td><td></td></tr> <tr><td>53</td><td>1</td><td></td><td></td></tr> </tbody> </table>	Pos.		Qty	Pos.	Qty	5	2	61	1	9	8	65	2	16	1	69	1	21	1	74	1	25	2			53	1	
Pos.	Qty	Pos.	Qty																									
5	2	61	1																									
9	8	65	2																									
16	1	69	1																									
21	1	74	1																									
25	2																											
53	1																											

AGX70000	LFP160 BLUEFLEX DIAPHRAGM KIT								
	<table border="1"> <thead> <tr> <th>Pos.</th> <th>Qty</th> </tr> </thead> <tbody> <tr><td>9</td><td>8</td></tr> <tr><td>30</td><td>4</td></tr> <tr><td>52</td><td>1</td></tr> </tbody> </table>	Pos.	Qty	9	8	30	4	52	1
Pos.	Qty								
9	8								
30	4								
52	1								


AGX56154	LFP160 VALVE KIT						
	<table border="1"> <thead> <tr> <th>Pos.</th> <th>Qty</th> </tr> </thead> <tbody> <tr><td>15</td><td>8</td></tr> <tr><td>16</td><td>8</td></tr> </tbody> </table>	Pos.	Qty	15	8	16	8
Pos.	Qty						
15	8						
16	8						

NEW STYLE

GX5 D250 COMPONENTS		
PN#	DESCRIPTION	
A	AGX53692	GX5BASEMOUNT
B	AGX38387	GX5 EATON ORBIT (MOTOR ONLY)
	AGX53930	GX5PWMHYDVALVE 10 (PWM ONLY)
	AGX53931	GX5 PWM HYD VALVE W/ MOTOR KIT
	AGX31287	HYD FLANGE KIT FOR D250
C	AGX27487	GX5 D250 - PUMP ONLY
D	AGX52150	SPIKE VALVE BRACKET (QTY 2)
E	AGX51331	1" MANIFOLD COUPLING (QTY 2)
F	AGX33132	1" WORM SCREW CLAMP
	AGX50016	3/4" EPDM GASKET
G	AGX51347	1" MANIFOLD TEE
H	AGX38254	1" MANIFOLD X 3/4 HB ELBOW
	AGX308	3/4" BLACK HOSE
I	AGX51344	1" PLUG WITH 1/4" FPT
	AGX32361	1/4" HEX PLUG (OPTION)
	AGX33812	160 PRESSURE GAUGE (NOT SHOWN)**
J	AGX50863	3/4 THREAD X 3/4 HB
K	AGX51366	2" PORT x 1" FLANGED TEE (QTY 4)
L	AGX53629	100 PSI PRESSURE RELIEF VALVE

PN#	DESCRIPTION	
M	AGX38267	2" WORM SCREW CLAMP
	AGX38269	2" FLANGE GASKET
N	AGX52198	1-1/2 T-BOLT CLAMP (2 REQ'D)
	AGX53480	1-1/2 SUCTION HOSE (@ 4FT)
O	AGX38424	2" SPIRAL BLACK HOSE (@ 4FT)
	AGX30230	2" T-BOLT CLAMP
P	AGX51315	1" FLANGE X 3/4" PIPE THREAD
Q	AGX39456	3/4" RELIEF VALVE
R "OUT"	AGX55795	1.5" ELBOW
	AGX55761	RING NUT
	AGX29232	O RING FOR D250 (QTY 2)
S "IN"	AGX29685	2" ELBOW
	AGX29683	RING NUT
	AGX29684	O RING FOR D250 (QTY 2)
T	AGX32409	2" MANIFOLD X 1.5" HB ELBOW
U	AGX260	QC1
	AGX19920	EVA14 @ 3"
	AGX19848	1/4 SHUTOFF (BLEEDER VALVE)

OPTIONAL MOUNTING GX5 MOUNTING BRACKETS



PN#AGX54586 CASE IH/JD bracket to mount the GX5 on the draw bar (Bracket can fit draw bars 8" to 10" wide)




PN#AGX53678 GX5 bracket for JD planter front fold for 12 & 16 row planters - will NOT fit DB models.




PN#AGX53957 GX5 Bracket assembly for JD 1770 NT front fold 24 row planter - will NOT fit DB models.

PN#AGX54898 Universal mounting bracket




PN#AGX54397 GX5 Bracket for JD1720 CCS (mounted to circular plate on lift assist frame)




PN#AGX53968 GX5 Bracket for on the rear lift assist wheels on JD1790 planter.

PN#	DESCRIPTION
AGX55493	GX5MANUOVERRIDEVALVE
AGX55165	GX5PWMSOLENOID
AGX54472	160 PSI HYD CARTRIDGE
AGX54490	CARTRIDGE SEAL KIT FOR GX5 PWM #8
AGX54488	CARTRIDGE SEAL KIT FOR GX5 PWM #5
AGX54487	CARTRIDGE SEAL KIT FOR GX5 PWM #4
AGX54489	CARTRIDGE SEAL KIT FOR GX5 PWM #6
AGX55095	MOTOR SEAL KIT
AGX54562	O'RING (BETWEEN MOTOR & PWM - QTY 2)



GX5



In order to prevent debris and chemical deposits from clogging or logging into your hydraulic system, Agxcel recommends a minimum of

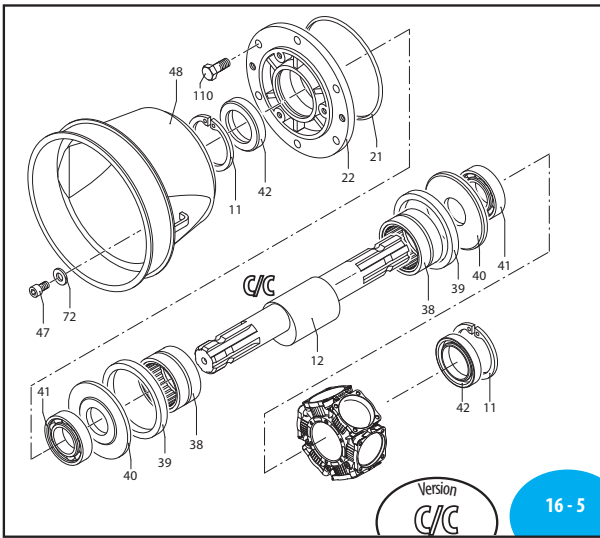
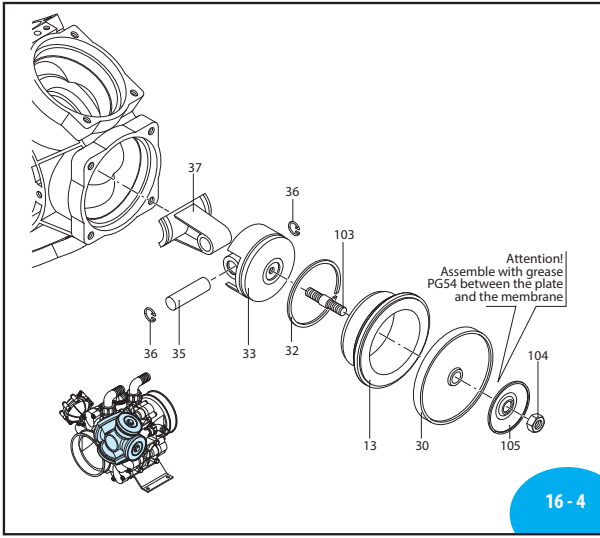
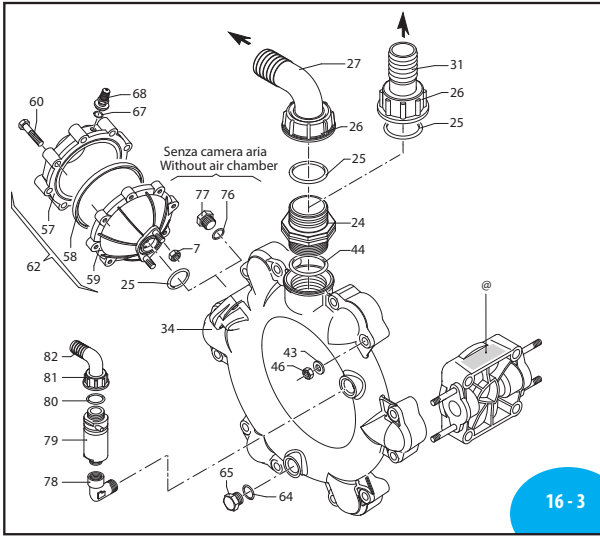
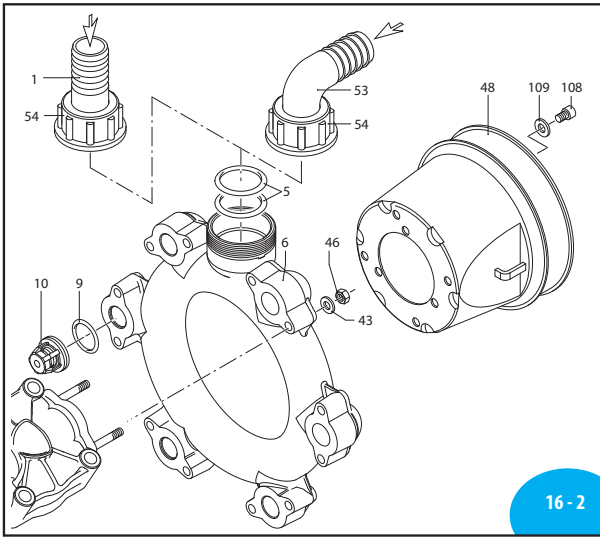
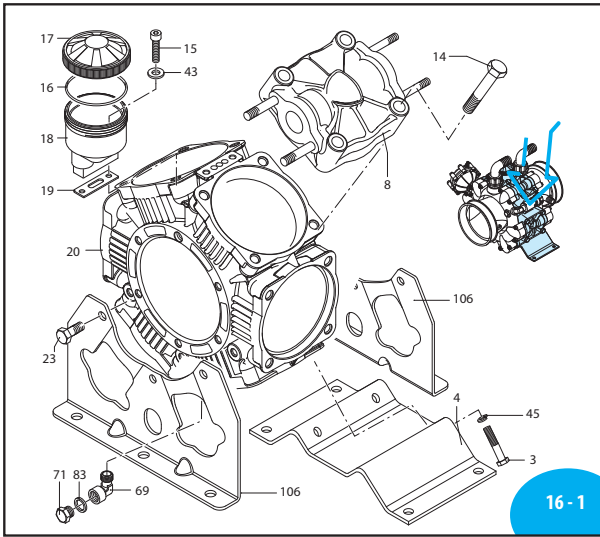
30 mesh filter in line between tank and system inlet. Even the smallest debris can block diaphragms from closing properly affecting rates and pump performance.

E INFO@AGXCEL.COM

P 877.218.1981

W WWW.AGXCEL.COM

GX5 D250 PUMP BREAK DOWN



D250 - 6 DIAPHRAGMS	
FERTILIZER FLOW (GPM)	HYDRAULIC OIL FLOW (GPM)
20	3.8
30	5.7
40	7.7
50	9.6
55	10.5
BASED ON A 30FT TOOL BAR	



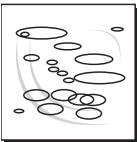
2154700 Air chamber decal

Pos	Code	Description	Qty	Note
1	750870	Hose tail 2"	1	Optional
	750730	Hose tail Ø 60	1	Optional
3	750071	Screw TE M12x70	4	Geomet T445*
4	750200	Foot	1	
5	750740	O-ring Ø 56.74x3.53	2	
6	751070	Line suction	1	
7	380242	Nut M8	2	Geomet T220*
8	751350	Head black plasticized	6	
9	680070	O-ring Ø 31.5x4.25	12	
10	759051	Valve	12	
11	200390	Ring circlip Øi 62	2	
	750176	Shaft marked AZ	1	AR 215 bp C/C
	750170	Shaft marked AU	1	AR 250 bp C/C
	750174	Shaft marked AV	1	AR 280 bp C/C
	750117	Sleeve	6	AR 215 bp C/C
	750110	Sleeve	6	AR 250 bp C/C
	750115	Sleeve	6	AR 280 bp C/C
14	750061	Screw TE M12x65	24	Geomet T445*
15	680350	Screw TCEI M8x35	2	T90*
16	1040060	O-ring Ø 72.69x2.62	1	
	750051	Plug green	1	AR 215 bp
	1800060	Plug black	1	AR 250 bp
	750050	Plug red	1	AR 280 bp
18	750030	Tank	1	
19	750040	Gasket	1	
20	751300	Pump body	1	
21	851360	O-ring Ø 120.32x2.62	1	
22	680020	Support	1	
23	160672	Screw TE M10x25	6	Geomet T355*
24	751130	Fitting 1 1/2" G M-M	1	T90*
25	390290	O-ring Ø 29x3	2	
26	750670	Ring nut 1 1/2" G	1	
27	750660	Elbow 1 1/2"	1	
28	2420181	Support	1	
29	650640	Screw TCEI M10x25	6	Geomet T310*
	550081	Diaphragm	6	BlueFlex
	550080	Diaphragm	6	NBR
	550084	Diaphragm	6	Viton
	550085	Diaphragm	6	Desmopan
	550086	Diaphragm	6	HPDS
31	760940	Hose tail Ø 35	1	
32	500260	Piston ring	6	
33	750122	Piston Ø 80	6	
34	751080	Line manifold	1	
35	160700	Pin	6	
36	160691	Ring circlip Øi 18	12	
37	750140	Connecting-rod	6	
38	750090	Bearing	2	
39	750130	Ring connecting rod	2	
40	540040	Plate	2	
41	751280	Bearing	2	
42	160740	Ring seal	2	


Pos	Code	Description	Qty	Note
43	380243	Washer	26	Geomet
44	751140	O-ring Ø 47.22x3.53	1	
45	250143	Washer	4	Geomet
46	380242	Nut M8	24	Geomet T180*
47	850251	Screw TCEI M8x12	3	Geomet T90*
48	1500470	Shield	1	
	750850	Elbow 2"	1	AR215bp-AR250bp
	750720	Elbow Ø 60	1	AR 280 bp
54	750710	Ring nut 2" 1/2 G	1	
57	620232	Semi air chamber upper	1	Black
	550194	Diaphragm air chamber	1	Blueflex
	550190	Diaphragm air chamber	1	NBR
	550192	Diaphragm air chamber	1	Viton
	550193	Diaphragm air chamber	1	HPDS
59	680180	Semi air chamber lower	1	
60	621781	Screw TE M8x40	8	Geomet T220*
	629230	Air chamber BlueFlex*	1	
	629216	Air chamber NBR	1	
64	180101	O-ring Ø 17.5x2	1	
65	330173	Plug 1/2" G	1	Geomet T180*
67	650542	Gasket	1	
68	180020	Air valve	1	T25*
69	750370	Fitting 1/4" G M-F	1	
71	880581	Plug 1/4" G	1	T180*
72	390314	Washer	3	Geomet
76	740290	O-ring Ø 14x1.78	1	
77	880530	Plug 3/8" G	1	T180*
78	881560	Fitting 1/2" G M-F	1	
79	1609000	Safety valve	1	290 PSI
80	880831	O-ring Ø 15.54x2.62	1	Viton
81	550450	Ring nut 3/4" G	1	
82	550460	Elbow Ø 18	1	
83	880820	Washer	1	
84	620330	Ring circlip Øi 65	1	
85	1800090	Ring seal	1	
86	230310	Bearing	1	
87	760510	Plate	1	
103	2240100	Hub pin	6	T265*
104	2240110	Nut M10 SS	6	SS T220*
105	751250	Wobble plate	6	
106	751291	Foot	2	
108	820673	Screw TCEI M10x16	3	Geomet T90*
109	320621	Washer	3	Geomet
110	160672	Screw TE M10x25	6	Geomet T310*
111	1300280	Spacer	3	
112	760360	Guard	1	
113	320621	Washer	3	Geomet
114	650640	Screw TCEI M10x25	3	Geomet T90*

* Torque: in-lbs +/- 10%

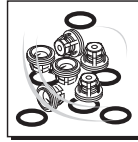
AGX29903	D250 O'RING KIT	<table border="1"> <thead> <tr> <th>Pos.</th> <th>Qty</th> </tr> </thead> <tbody> <tr><td>5</td><td>2</td></tr> <tr><td>9</td><td>12</td></tr> <tr><td>16</td><td>1</td></tr> <tr><td>21</td><td>1</td></tr> <tr><td>25</td><td>2</td></tr> <tr><td>44</td><td>1</td></tr> <tr><td>64</td><td>1</td></tr> <tr><td>76</td><td>1</td></tr> <tr><td>80</td><td>2</td></tr> </tbody> </table>	Pos.	Qty	5	2	9	12	16	1	21	1	25	2	44	1	64	1	76	1	80	2
Pos.	Qty																					
5	2																					
9	12																					
16	1																					
21	1																					
25	2																					
44	1																					
64	1																					
76	1																					
80	2																					



AGX37732	D250 BLUEFLEX DIAPHRAGM KIT	<table border="1"> <thead> <tr> <th>Pos.</th> <th>Qty</th> </tr> </thead> <tbody> <tr><td>9</td><td>12</td></tr> <tr><td>30</td><td>6</td></tr> <tr><td>58</td><td>1</td></tr> </tbody> </table>	Pos.	Qty	9	12	30	6	58	1
Pos.	Qty									
9	12									
30	6									
58	1									



AGX29930	D250 VALVE KIT	<table border="1"> <thead> <tr> <th>Pos.</th> <th>Qty</th> </tr> </thead> <tbody> <tr><td>9</td><td>12</td></tr> <tr><td>10</td><td>12</td></tr> </tbody> </table>	Pos.	Qty	9	12	10	12
Pos.	Qty							
9	12							
10	12							



AGX57489	OIL QUART (32oz)
CRANKCASE OIL CAPACITY 98 oz.	

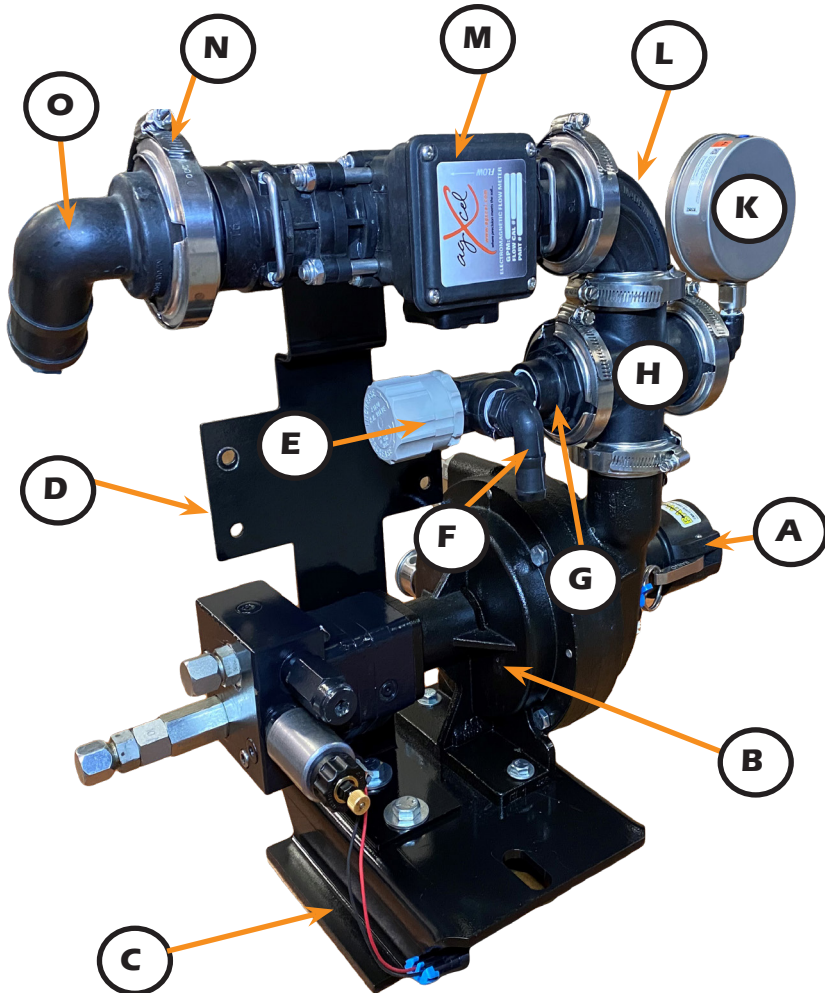
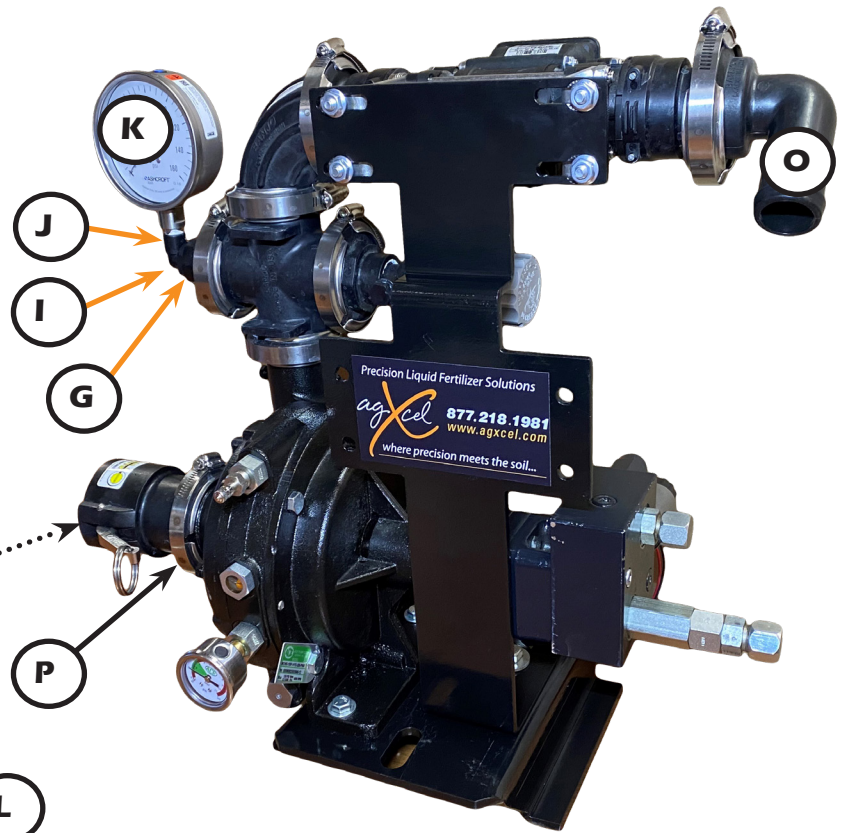


GX5 Hydraulically driven Centrifugal pump is a self-priming hydraulic motor driven with hydraulic PWM.

- Max fluid Temp: 140°F/60°C
- Motor: High Efficiency Close Coupled Gear Motor
- Max. motor psi: 2700
- Pump Seals: FKM/Carbon Ceramic
- Impeller: Thermoplastic with Stainless Steel hub
- Universal 200 Flange
- Wet Seal Technology

GX5_155 CENT ACE KIT PN# AGX13215

SYSTEM WILL COME WITH A 2" ST FLANGE TO 2" FP FLANGE ADAPTER- OPTIONS OF USING A COUPLER ARE AVAILABLE FOR ADDITIONAL COST.



GX5 CENTRIFUGAL		
	PN#	DESCRIPTION
A	AGX51417	M220200CPG - 2" STD TO 2" FP REDUCE
B	AGX13193	ACE CENTRIFUGAL PUMP/MOTOR/PWM
C	AGX39043	ACE BASE
D	AGX39044	ACE FLOW BRACKET
E	AGX39456	BYPASS
F	AGX50870	HB075-90 - 3/4" MNPT HB ELBOW
G	AGX51398	M200PLG075 - 2"FLANGE 3/4" FNPT
H	AGX51389	M200CR - 2" FLANGE CROSS
I	AGX32433	3/4" REDUCER 1/4" FNPT
J	AGX52142	SL025-90 - 1/4" MNPT TO 1/4 FNPT ELBOW
K	AGX33812	160 PSI GAUGE
L	AGX51401	M200SWP90 - 2" FLANGE SWEEP ELBOW
M	FLOW METER OPTIONS SEE PG.26-29	
N	AGX38267	FC200 (USES 150G)
	AGX38269	150G
O	SEE OUTLET OPTIONS - IF DON'T SEE WHAT NEED CONTACT A SALES TO INQUIRE	
P	AGX50804	FC220 (USES 200G)
	AGX49617	200G GASKET
Q	AGX51385	M200CPG - 2" FLANGE COUPLER

OUTLET OPTIONS (TO MANIFOLD/ROWS)		
PN#	DESCRIPTION	
	AGX51383	M200BRB90 - 2" FLANGE 2" HB ELBOW
	AGX32409	M200150BRB90 - 2" FLANGE 1.5" HB ELBOW
	AGX51370	M200125BRB90 - 2" FLANGE 1.25" HB ELBOW
	AGX51364	M200100BRB90 - 2" FLANGE 1" HB ELBOW
	AGX51381	M200BRB - 2" FLANGE HB STRAIGHT
	AGX51374	M200150BRB90 - 2" FLANGE 1.5" HB STRAIGHT
	AGX51369	M200125BRB90 - 2" FLANGE 1.25" HB STRAIGHT
	AGX51363	M200100BRB90 - 2" FLANGE 1" HB STRAIGHT
	AGX51382	M200BRB45 - 2" FLANGE 2" HB 45 DEG
	AGX51375	M200150BRB45 - 2" FLANGE 1.5" HB 45 DEG
	AGX51417	M220200CPG - FLANGE REDUCER 2" STD- 2"FP **
	AGX51365	M200100CPG - FLANGE REDUCER 2" - 1"
	AGX51389	M200CR
	AGX51334	M100CR
	AGX51402	M200TEE
	AGX51366	M200100TEE
	AGX51347	M100TEE


SECTION HARNESSING		
PN#	DESCRIPTION	
NOT SHOWN SITUATIONAL HARNESSING	AGX53594	6 SEC BOOM HARNESS
	AGX53800	12 SEC BOOM HARNESS
	AGX54097	10FT BOOM EXTENSION
	AGX54099	30FT BOOM EXTENSION
	AGX54102	50FT BOOM EXTENSION

RAVEN SECTION VALVES		
PN#	DESCRIPTION	
R	AGX13261	1 SECTION MANIFOLD ONLY
	AGX13262	3 SECTION MANIFOLD ONLY
	AGX13263	5 SECTION MANIFOLD ONLY
KIT VERSIONS OF "R"	AGX13270	1 SECTION SWATH KIT
	AGX13271	2 SECTION SWATH KIT
	AGX13272	3 SECTION SWATH KIT
	AGX13273	4 SECTION SWATH KIT
	AGX13274	5 SECTION SWATH KIT
	AGX13275	6 SECTION SWATH KIT

SECTION OUTLETS TO MANIFOLD		
PN#	DESCRIPTION	
S	AGX38254	M100075BRB90
	AGX51312	M100075BRB
	AGX51327	M100BRB45
	AGX51326	M100BRB
T	AGX51328	M100BRB90
	AGX33132	FC100 (USES 075G)
	AGX50016	075G GASKET

MOUNTING BRACKETS FOR SECTION VALVES		
PN#	DESCRIPTION	
NOT SHOWN	AGX18082	1-2 SECTION MOUNTING BRACKET
	AGX18088	3-5 SECTION MOUNTING BRACKET
	AGX18083	6 SECTION MOUNTING BRACKET
	AGX13309	SECTION MOUNTING PLATE

PLUMBING	AGX53502	1" BLK RUBBER HOSE
	AGX38424	2" SPIRAL HOSE
	AGX33132	FC100 (USES 075G)
	AGX38267	FC200 (USES 150G)
	AGX50804	FC220 (USES 200G) **
	AGX50016	75G GASKET
	AGX38269	150G GASKET
	AGX49617	200G GASKET **
	AGX51435	M220D - 2" FP FLANGE X 2" FEM COUPLER
AGX49603	200E - 2" MALE ADAPTER TO 2" CAM COUPLER	




SYSTEM EXAMPLE WITH MOUNTED SECTIONS



FMCWS-155F-HYD Series High Performance Hydraulic Motor Driven Centrifugal Pump

The Pro 5 Series has the same compact, close coupled design that you have come to expect with several new features to maximize life and reliability. The pump life has been enhanced with standard E-coated castings, an optional chemical resistant stainless steel wet end, and larger bearings. Oasis™ Wet Seal Technology prevents run dry failure and isolates seals from harsh chemicals. Interchangeability of parts within the Pro 5 Series simplifies stock and reduces inventory needed for field support.



155 PRO 5 SERIES

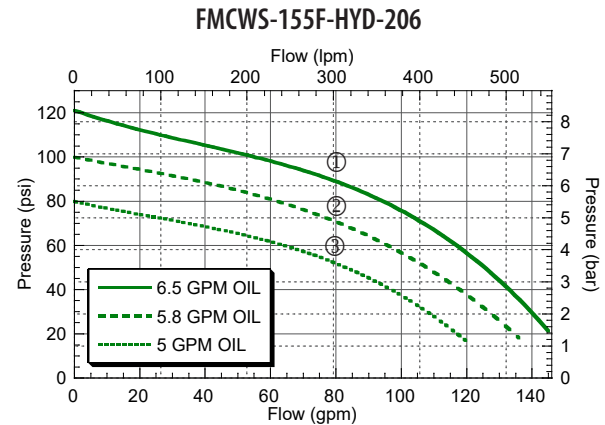
SPECIFICATIONS

Pump Specifications	
Ports	220 x 200 Flange and 1-1/2" x 1-1/4" PT
Max. Flow	145 GPM (550 LPM) for 206 155 GPM (587 LPM) for 304
Max. Pressure	120 PSI (8.3 BAR) for 206 130 PSI (9.0 BAR) for 304
Construction	E-coated Cast Iron or 316 Stainless Steel (FS)
Seal	Carbon ceramic / FKM
Shaft	Stainless Steel
Bearings	Sealed for long life
Impeller	Thermoplastic with Stainless Steel Hub
Wear Ring	Stainless Steel


Motor Specifications				
Type	High Efficiency Close Coupled Gear Motor			
Seal	High Pressure Double Lip Teflon			
Internal Coasting Check	Prevents Damaging Pressure Spikes when Turned Off			
Size	-206	-206 PWM	-304	-304 PWM
Maximum Flow	7 GPM (26.5 LPM)		9 GPM (34 LPM)	
Maximum Pressure	2700 PSI (186 BAR)		2500 PSI (172 BAR)	
Bypass Needle	Up to 9 GPM (34 LPM)	Not included	Up to 9 GPM (34 LPM)	Not included
Use on HYD Systems	PC, LS, and OC	PC, LS	PC, LS, and OC	PC, LS
External Reverse Check	✓	✓	✓	✓
Inlet Adapter / Restrictor Body 1/2" FNPT	✓	✗	✓	✗
Restrictor Insert	✓	✗	✓	✗
-206 PWM	Integrated 12V Proportional Control Valve and Pressure Relief Valve for use in Precision Applications using Pulse Width Modulated control systems.			
Case Drain (Option)	Available	Not Available	Available	Not Available
Flow Limiter (Optional)	LS-206N	Do not use	LS-304N	Do not use

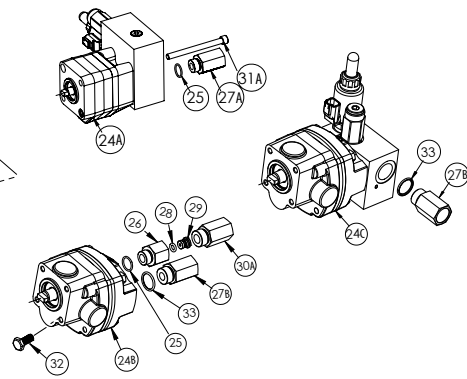
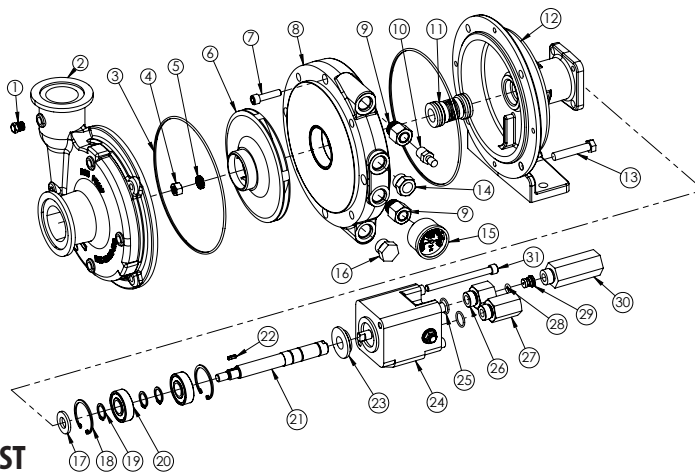
Available Models	
FMCWS-155F-HYD-206	FMCS-155FS-HYD-206
FMCS-155F-HYD-206-PWM	FMCS-155FS-HYD-206-PWM
FMCWS-155F-HYD-304	FMCS-155FS-HYD-304
FMCS-155F-HYD-304-PWM	FMCS-155FS-HYD-304-PWM

PERFORMANCE



CURVE	-206	
1	6.5 GPM	24.6 LPM
2	5.8 GPM	22.0 LPM
3	5 GPM	19.0 LPM



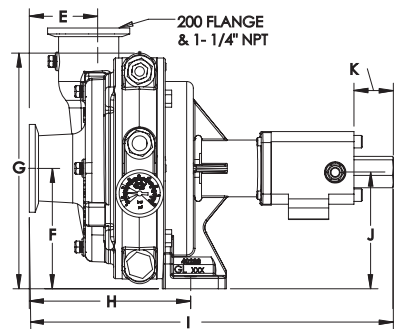
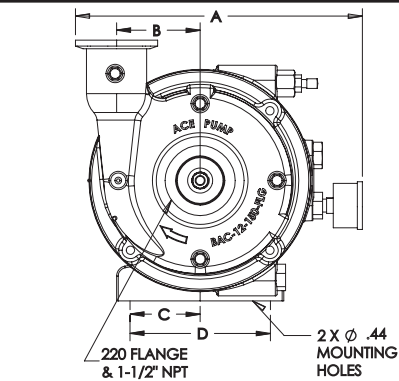


PARTS LIST

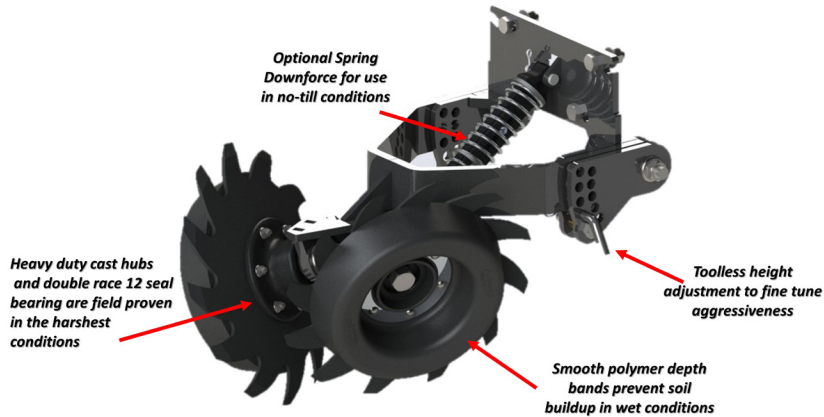
REF. #	PART NUMER	EDP #	DESCRIPTION	REQ.
1	BAC-53	41100	Pipe plug	4
1	41120	41120	Pipe plug, stainless steel (optional)	4
2A	BAC-12-150-FLG-EC	40257	Volute , cast iron, NPT and flanged, E-coated	1
2B	BAC-12-150-FLG-SS	40249	Volute , stainless steel, NPT and flanged	1
3 [Ⓧ]	BAC-4-150	40015	O-ring, body seal	2
4	BAC-23-B-SS	40393	Nut, 3/8" NF, SS	1
5	BAC-24-B-SS	42702	Washer, 3/8" SS, vibration proof	1
6	BAC-26-155-P	40453	Impeller, thermoplastic, keyway	1
7	72762	72762	Bolt, 5/16"-18 x 1-1/4", socket head, SS	4
8A	BAC-16	45285	Seal plate, cast iron, e-coated	1
8B	BAC-16-SS	45286	Seal plate, stainless steel	1
9	41107	41107	Bushing, #8 SAE x 1/4" FNPT, w/ o-ring	2
10	41316	41316	Air valve, 1/4" NPT	1
11 [Ⓧ]	BAC-7-WS	40139	Seal, dual seal assembly, Type 21, 5/8" shaft	1
12	BAC-14-5-HYD	40288	Mounting frame, cast iron, e-coated	1
13	BAC-42	40970	Cap screw, 5/16"-16 x 2", hex head	4
14	55851	55851	Sight gauge, #8 SAE, with o-ring	1
15	50150	50150	Pressure gauge, 0-160 PSI, 1/4" NPT	1
16	41108	41108	Plug, #8 SAE, hex head	1
17	BAC-54	41130	Slinger	1
18	BACH-33	40820	Snap ring, internal, mounting frame	2
19	BACH-32-HD	40385	Snap ring, external, shaft	3
20	40880	40880	Bearing	2
21	BAC-6-125-HYD-SS-WS	41581	Shaft, .625 DIA, 125-155, SS, WS	1
22	BACH-25	40420	Key, 1/8" x 1/8" x 7/16" SS	1
23	S255	40177	Seal support spacer (206)	1
23	S300	40162	Seal support spacer (304)	1
24	BAC-75-HYD-206-PRO5	41329	Hydraulic motor, 7 GPM (includes 23, 26, 27, 29, 31)	1
24A	BAC-75-HYD-206-PRO5-PWM	41290	Hydraulic motor, integrated PWM valve, 7 GPM (includes 23, 24A, 25, 27A, 31A)	1
24B	BAC-75-HYD-304	41381	Hydraulic motor, 9 GPM (includes 23, 24B, 25, 26, 27B, 28, 29)	1
24C	BAC-75-HYD-304-PWM	41348	Hydraulic motor, integrated PWM valve, 9 GPM (includes 23, 24C, 27B, 32, 33)	1
25	41875	41875	O-ring, #8 SAE fitting	2
26	BAC-80-8SAE	41455	Body, restrictor orifice, #8 SAE x 1/2" NPT, w/ O-ring	1
27	BAC-78-8SAE	41441	Reverse check assembly, #8 SAE x 1/2" NPT, w/ O-ring	1
27A	BAC-78-10X8SAE	41462	Reverse check assembly, #8 SAE x #10 SAE, w/ O-ring	1
27B	BAC-78-10X10SAE	41467	Reverse check assembly, #10 SAE x #10 SAE, w/ O-ring	1
28	41448	41448	O-ring, restrictor	1
29	BAC-79-7	41456	Orifice insert, restrictor, w/ O-ring (206) (Do not use with 206-PWM)	1
29	BAC-79-8	41447	Orifice insert, restrictor, w/ O-ring (304) (Do not use with 304-PWM)	1
30	LS-206N	41418	Flow limiting valve, #8 MSAE x 1/2" FNPT (206) (optional)	1
30A	LS-304N	41429	Flow limiting valve, #8 MSAE x 1/2" FNPT (304) (optional)	1
31	41259	41259	Cap screw, 5/16" NC x 3-3/4" socket head, SS (for 206 motor)	2
31A	41263	41263	Cap screw, 5/16" NC x 6" socket head, SS (for 206-PWM motor)	2
32	41330	41330	Cap screw, 5/16" NC x 3/4" socket head, (for 304 motor)	2
33	41445	41445	O-ring, #10 SAE	1
*34 [Ⓧ]	55032	55032	Barrier fluid, quart	-
Ⓧ	RK-FMCWS-PRO5	52728	Repair kit, includes items 3 (2 each), 11, and 34	-
*	RK-BAC-75-HYD-L	41374	Repair kit; 200 series hyd motor with high pressure lip seal	-
*	RK-BAC-75-HYD-300-L	41362	Repair kit; 300 series hyd motor with high pressure lip seal	-

* Not shown in parts diagram

DIMENSIONS



Ref.	A	B	C	D	E	F	G	H	K
Inches	10.72	3.13	2.63	5.25	2.25	3.94	9.75	6.03	1.50
MM	272.3	79.5	66.8	133.4	57.2	100.1	247.7	153.2	38.1



The GX-ClearPath, a Floating Row Cleaner design, utilize a concave design, which extends durability of bearings and also preforms at a higher level than a traditional flat blade, that tends to push debris rather than effectively moving the debris.

Smooth polymer depth bands can be used instead of treaded bands due to the concave blades. This leads to less soil build-up while also maintaining a cost effective and reliable part.

The bracketing also allows you to seamlessly install Clean Sweep, with no additional brackets needed. The Spring Down-force can be added if needed.

Several models are available to fit most planters. We also offer versions for 30" & 20" spacing along with narrow rows for beans and twin rows.

Moving debris from the seed is essential for seed growth along with an accurate application of liquid fertilizer in-furrow. With this combination, you are preparing the seed for success to provide higher yields.




AGXCEL PN#	ROW CLEANER DESCRIPTION	PLANTER MODELS
AGX13162	GXCLEARPATH FLOATING ROW CLEANER COMPATIBLE WITH PRECISION PLANTING CLEAN SWEEP RH MODEL FOR 20"/22"/30" ROW SPACING	JOHN DEERE 7000 AND 1700 SERIES
AGX13163	GXCLEARPATH FLOATING ROW CLEANER COMPATIBLE WITH PRECISION PLANTING CLEAN SWEEP LH MODEL FOR 20"/22"/30" ROW SPACING	
AGX13164	GXCLEARPATH FLOATING ROW CLEANER COMPATIBLE WITH PRECISION PLANTING CLEAN SWEEP RH MODEL FOR 15" ROW SPACING	JOHN DEERE 1790/1795
AGX13165	GXCLEARPATH FLOATING ROW CLEANER COMPATIBLE WITH PRECISION PLANTING CLEAN SWEEP LH MODEL FOR 15" ROW SPACING	
AGX13166	GXCLEARPATH ROW CLEANER STEM COMPATIBLE WITH JD SCREW ADJUST TILLAGE SUPPORT HANGER RH MODEL 30-40" ROW SPACING	JOHN DEERE 1700 SERIES ROW UNITS WITH TILLAGE SUPPORT HANGER
AGX13167	GXCLEARPATH ROW CLEANER STEM COMPATIBLE WITH JD SCREW ADJUST TILLAGE SUPPORT HANGER LH MODEL 30-40" ROW SPACING	
AGX13168	GXCLEARPATH FLOATING ROW CLEANER COMPATIBLE WITH PRECISION PLANTING CLEAN SWEEP RH MODEL FOR 20"/22"/30" ROW SPACING	CASE IH 1200 AND 2000 SERIES
AGX13169	GXCLEARPATH FLOATING ROW CLEANER COMPATIBLE WITH PRECISION PLANTING CLEAN SWEEP LH MODEL FOR 20"/22"/30" ROW SPACING	
AGX13170	GXCLEARPATH FLOATING ROW CLEANER COMPATIBLE WITH PRECISION PLANTING CLEAN SWEEP RH MODEL FOR 20"/22"/30" ROW SPACING	KINZE 3000/4000/5000 SERIES AGCO 8000/9000 SERIES
AGX13171	GXCLEARPATH FLOATING ROW CLEANER COMPATIBLE WITH PRECISION PLANTING CLEAN SWEEP LH MODEL FOR 20"/22"/30" ROW SPACING	
AGX13208	HEAVY DUTY AIR CYLINDER WITH INTERNAL HYDRAULIC STYLE WIPER SEAL. 1/4" SST ELBOW FITTINGS. COMPATIBLE WITH THE PRECISION PLANTING CLEANSWEEP	



PN# AGX13166/13167



PN# AGX13162/13163













PN# AGX13168/13169









PN# AGX13164/13165

NOTE: ORDER HALF RH MODELS AND HALF LH MODELS. FOR EXAMPLE, ON A 16R PLANTER ORDER 8 RH AND 8 LH



CRUST BUSTER & GREAT PLAINS

PN#	DESCRIPTION	IMAGE
AGX53764	GXSSTCRUSTMINTILL CRUST BUSTER MIN-TILL DISC DRILL TUBE	
AGX53721	GXCB3200 CRUST BUSTER 3200 HOE DRILL TUBE	
AGX53722	GXALLPLANT CRUST BUSTER ALL PLANT 3400 DISC DRILL TUBE	
AGX53723	GXCB4000-JDS CRUST BUSTER 4000 DRILL TUBES TAKES LEFT & RIGHT AFTER 2008	
AGX53724	GXCBTS CRUST BUSTER TRASH SHANK DRILL TUBE	
AGX53720	GX STEALTH FLEX COIL STEALTH OPENER	
AGX53486	GXSST GPDD GREAT PLAINS MIN-TILL DOUBLE DISC DRILL TUBE (NOT HEAVY DUTY)	
AGX53718	GXSSTGPHD GREAT PLAINS HOE DRILL	
AGX54236	GXSSTGPDDHD GREAT PLAINS HEAVY DUTY DRILL STAINLESS STEEL TUBE	
AGX38184	GXSSTGPTT400 GREAT PLAINS TUBE	

KRAUSE

PN#	DESCRIPTION	IMAGE
AGX53734	5400-PO KRAUSE 5400 PRECISION OPENER DRILL TUBE	
AGX53736	GXSST5400NT KRAUSE 5400 NT DRILL	
AGX53735	5400-RS KRAUSE 5400 NO-TILL DRILL	
AGX53737	4500-NT KRAUSE 4500 NT DRILL	
AGX53738	GXSST5200 KRAUSE 5200 DRILL	
AGX53739	5400 PRO S KRAUSE 5400 DRILL	












JOHN DEERE

PN#	DESCRIPTION	IMAGE
AGX50561	GXSSTFURROWFORCE DUAL JOHN DEERE FURROWFORCE DUAL TUBE PLACEMENT FOR 2X2 APPLICATION	
AGX18199R AGX18198L	JOHN DEERE PRO SERIES XP ROW UNIT SOYBEAN TUBE LEFT & RIGHT	



JOHN DEERE

JOHN DEERE

PN#	DESCRIPTION	
AGX20143	GXSSTJD1700 JOHN DEERE 1700, 7200, 7300 SERIES PLANTER TUBE - MAX EMERGE NOT XP SERIES	
AGX56929R AGX56928L	GXSSTJD9"KIT LEFT & RIGHT JD 1990, 750,1860,1560,1590,1 690,1890,1850	
AGX53700	GXSSTJD7000 JOHN DEERE 7000 PLANTER TUBE	
AGX53708	GXSSTJDCARRICO JOHN DEERE CARRICO PLANTER TUBE	
AGX38180	GXSSTJD17XP-TT006 JD 1700 SERIES WITH XP ROW UNITS (PATENTED)	
AGX19908	GXSSTJD177372 TT-002 JD1700, 7200, & 7300 NON XP UNITS, NOT OVERSIZE	
AGX38176	GXSSTJD177372O TT-002OVERSIZED JD 1700, 7300, 7200 SERIES (NON XP) UNITS, OVERSIZED	
AGX38172	REGULAR TT-001 - JD 7000, 7100 SERIES PLANTER AND KINZE 2000 SERIES PLANTER	
AGX38174	GXSSTJD7071O TT001OS OVERSIZED	
AGX53701	GXSST-JDBOOT316 JOHN DEERE BOOT ASSEMBLY	
AGX53686L AGX53688R	GXSST-JDCCS LEFT & RIGHT JOHN DEERE CCS TUBE	

PN#	DESCRIPTION	
AGX19979 AGX19985 AGX19974 AGX19972	GXSSTDUAL2X2KIT-3/8 HB GXSSTDUAL2X2KIT-1/4 QC GXSSTDUAL2X2KIT-3/8 QC GXSST DUAL METAL BRACKET ONLY STAINLESS STEEL NITROGEN/LIQUID FERTILIZER PLACEMENT TUBE (ON REAR TAIL SECTION)	
AGX53725	JD 1520/455-JDSK JD 1520 & 455 DRILL	
AGX53727	JD 8300C JOHN DEERE 8300C DRILL TUBE	
AGX53729	JD 515 DD JOHN DEERE 515 DRILL TUBE	
AGX53730	JD520 JOHN DEERE 520 DRILL TUBE	
AGX53728	JD 9300 JOHN DEERE 9300 HOE DRILL / LZ HOE DRILL TUBE	
AGX56390	JD 9400 JOHN DEERE 9400 HOE DRILL TUBE	
AGX53726	JD 9400 JOHN DEERE 9400 HOE DRILL TUBE (DIFFERENT STYLE)	
AGX53763R AGX53753L	JD1560 JOHN DEER 1560 DRILL TUBE	
AGX38187	JD MAXEMERGE 5 ROW UNIT - NOT FOR HIGH SPEED PLANTER TT007	
AGX20156	GXSSTJD1700CCS XP - SHORT TAB JOHN DEERE 1700 SERIES WITH XP ROW UNITS.	
AGX54084	GXSSTJD BACK/BESIDE TUBE JD 1700 STAINLESS STEEL TUBE SINGLE OUT THE BACK	
AGX54083R AGX54082L	GXSSTJD1990LONGKIT-RIGHT GXSSTJD1990LONGKIT-LEFT TUBES FOR JD 1990, 750, 1860,1560,1590,1690,1890,1850 DRILLS- LONG VERSION OF TUBE DOV THE CLOSING WHEEL ARM	

CASE IH, KINZIE

PN#	DESCRIPTION	IMAGE
AGX53685	GXSST-IH-PW CASE IH PLANTER TUBE FOR PRESS WHEEL	
AGX53681	GXSSTIH1200 CASE IH 1200 PLANTER TUBE MOUNTS ON SIDE OF SEED BOOT	
AGX53707	GXSST-IH1200-316 CASE IH 1200 3/16" TUBE BELOW THE SEED PLACEMENT	
AGX38198	GXSSTIH1200(2011 AND OLDER) CASE IH PLANTERS 2011 AND OLDER	
AGX53713	GXSSTIH1200NEWER CASE IH 1200 PLANTERS (NEWER MODEL - YEAR 2012)	
AGX53714	GXSST-301 KINZE 3000 SERIES	
AGX53731	IH 150 SPECIAL SS CASE IH 150 SOLID SHAFT DRILL TUBE	
AGX53745R AGX53744L	GXSSTSDX40 CASE CASE SDX DRILL (RIGHT & LEFT)	
AGX18202	GXTT-300CASE - CASE IH PLANTER NITROGEN AND/OR LIQUID FERTILIZER TUBE - WILL NOT WORK WITH THE NEW CASE 2150.	
AGX18197	GXSSTT125CASE TT-125, CASE-IH BELOW SEED TUBE	

CASE IH, NOBLE, SUNFLOWER, ORTHMAN, WHITE & LANDOLL

PN#	DESCRIPTION	IMAGE
AGX53752	IH 8500AS IH 8500 AIR SEEDER DRILL TUBE	
AGX53733R AGX53732L	IH 5400 CASE IH 5400 DRILL (RIGHT & LEFT)	
AGX53742	SUN 9400 SUNFLOWER 9400 DRILL TUBE	
AGX53741	NOBEL RS NOBEL RS DRILL TUBE	
AGX53658	GXSST-NAS NOBEL AIR SEEDER	
AGX18160	GXSSTORTHMAN1TRIPPER ORTHMAN 1 TRIPPER	
AGX53746	GXSSTLANDOLL LANDOLL DRILL TUBE (HARDWARE KIT PN#38325)	
AGX53765	S5-6100 WHITE PLANTER DRILL TUBE	
AGX18196	GXSSTT260WHITE FOR WHITE 6000 SERIES PLANTER	
AGX18009	GXSST_500 CNH2100AS CASE IH 2100 SERIES INFURROW TUBE TO APPLY LIQUID AFTER THE SEED	

JOHN DEERE PLANTER TANK KIT

- Brackets are custom designed for each planter
- Laser cut and powder coated to withstand the most demanding conditions
- All tanks are pre-measured

PLEASE NOTE: AgXcel does **NOT** accept any liability for damage to planters due to fluid or weight capacities determined to be in excess of the limits that the original planter manufacturer states is acceptable for their specific make and model.

JOHN DEERE PLANTERS - CALL FOR PRICING



AGXCEL PN#	PLANTER DESCRIPTION	TANK SIZE
AGX54220	JD 1760/1765 12R 30 in	2 X 200 GALLON ELLIPTICAL
AGX53851	JD 1770 (1995-2004) NON-NT 16R 30 in	300 GALLON ELLIPTICAL
AGX53852		400 GALLON ELLIPTICAL
AGX53853		500 GALLON ELLIPTICAL
AGX569	JD 1770NT/1775NT 16R 30 in (row boxes)	300 GALLON ELLIPTICAL
AGX583		400 GALLON ELLIPTICAL
AGX577		500 GALLON ELLIPTICAL
AGX584		750 GALLON ELLIPTICAL
AGX53849	JD 1770NT/1775NT CCS 12R 30 in	300 GALLON ELLIPTICAL
AGX53850		400 GALLON ELLIPTICAL
AGX55135		500 GALLON ELLIPTICAL
AGX53851	JD 1770NT/1775NT CCS 16R 30 in	300 GALLON ELLIPTICAL
AGX53852		400 GALLON ELLIPTICAL
AGX53853		500 GALLON ELLIPTICAL
AGX55232		750 GALLON ELLIPTICAL
AGX55251	JD 1770NT/1775NT CCS 16R 30 in w/o markers	750 GALLON ELLIPTICAL
AGX40390	JD 1770NT/1775NT CCS 24R 30 in	300 GALLON ELLIPTICAL
AGX40397		400 GALLON ELLIPTICAL
AGX53854		500 GALLON ELLIPTICAL
AGX53874		750 GALLON ELLIPTICAL

GX TBTM CENTER FILL KIT*

- PN# AGX38385



Plumbing kits and different configurations available.

Order separately
*Not included with tank

NOTE: For plumbing kit options see pages 47-51

JOHN DEERE PLANTERS - CALL FOR PRICING

AGXCEL PN#	PLANTER DESCRIPTION	TANK SIZE
AGX54218	JD 1770NT/1775NT 12R WING TANKS	2 X 150 GALLON ROUND
AGX54217		2 X 200 GALLON ROUND
AGX54214	JD 1770NT/1775NT 16R WING TANKS	2 X 150 GALLON ROUND
AGX54215		2 X 200 GALLON ROUND
AGX55252	JD 1770NT/1775NT 24R WING TANKS	2 X 150 GALLON ROUND
AGX55253		2 X 200 GALLON ROUND
AGX55254	JD 1770NT/1775NT 24R WING TANKS (row boxes)	2 X 150 GALLON ROUND
AGX55087		2 X 200 GALLON ROUND
AGX589	JD 1770NT/1775NT12R & 16R 30 in (row boxes)	300 GALLON YELLOW ELLIPTICAL
AGX53855	JD 1790/1795 12/23R 15 in	300 GALLON ELLIPTICAL
AGX53556		400 GALLON ELLIPTICAL
AGX53858	JD 1790/1795 16/31R 15 in	300 GALLON ELLIPTICAL
AGX53886		400 GALLON ELLIPTICAL
AGX53868		500 GALLON ELLIPTICAL
AGX53870	JD 1790/1795 24R 20 in	300 GALLON ELLIPTICAL
AGX53869		400 GALLON ELLIPTICAL
AGX53868		500 GALLON ELLIPTICAL
AGX55105	JD 1790/1795 WING TANKS	2 X 100 GALLON ROUND
AGX54212	JD DB 60'	300 GALLON ELLIPTICAL
AGX54213		400 GALLON ELLIPTICAL
AGX53872		500 GALLON ELLIPTICAL
AGX40398		750 GALLON ELLIPTICAL
AGX54216	JD DB 80' / 90' / 120'	400 GALLON ELLIPTICAL
AGX53873		500 GALLON ELLIPTICAL
AGX53874		750 GALLON ELLIPTICAL
AGX20103		850 GALLON ELLIPTICAL
AGX55255	JD DB WING TANKS PRE-2012	2 X 150 GALLON ROUND
AGX55257		2 X 200 GALLON ROUND
AGX55256	JD DB WING TANKS 2012 AND NEWER	2 X 150 GALLON ROUND
AGX55258		2 X 200 GALLON ROUND
AGX54031	JD DB 1890/1990	300 GALLON ELLIPTICAL
AGX54032		400 GALLON ELLIPTICAL
AGX54033		500 GALLON ELLIPTICAL
AGX54034	JD 1590 15 in	300 GALLON ROUND



Order separately
*Not included with tank

GX FILL KIT*
• PN# AGX17642



NOTE: For plumbing kit options see pages 47-51

PLEASE NOTE: AgXcel does **NOT** accept any liability for damage to planters due to fluid or weight capacities determined to be in excess of the limits that the original planter manufacturer states is acceptable for their specific make and model.

Plumbing kits and different configurations available.

IH PLANTERS - CALL FOR PRICING

AGXCEL PN#	PLANTER DESCRIPTION	TANK SIZE
AGX54038	CASE IH 500 30FT	300 GALLON ELLIPTICAL
AGX54039		400 GALLON ELLIPTICAL
AGX54040		500 GALLON ELLIPTICAL
AGX54041	CASE IH 500 40FT	300 GALLON ELLIPTICAL
AGX54042		400 GALLON ELLIPTICAL
AGX54043		500 GALLON ELLIPTICAL
AGX53887	CASE IH 1250 12R 30in	300 GALLON ROUND
AGX53888	CASE IH 1250 16R 30in	300 GALLON ROUND
AGX53889		400 GALLON ROUND
AGX55237	CASE IH 1250 24R 30in	300 GALLON ELLIPTICAL
AGX55238		400 GALLON ELLIPTICAL
AGX54474		500 GALLON ELLIPTICAL (gray)
AGX55236		500 GALLON ELLIPTICAL (white)
AGX40403	CASE IH 1255 12R 30 in	300 GALLON ROUND
AGX54219	CASE IH 1255 16R 30 in	300 GALLON ELLIPTICAL
AGX53891		300 GALLON ROUND
AGX53892		400 GALLON ROUND
AGX54444	CASE IH 1255 12R 30 in (row boxes)	400 GALLON ELLIPTICAL
AGX40404	CASE IH 1255 24R 30 in	300 GALLON ELLIPTICAL
AGX40405		400 GALLON ELLIPTICAL
AGX53893		500 GALLON ELLIPTICAL (gray)
AGX55239		500 GALLON ELLIPTICAL (white)
AGX53894		750 GALLON ELLIPTICAL (gray)
AGX55240		750 GALLON ELLIPTICAL (white)
AGX54221	CASE IH 1260/1265 60'	300 GALLON ELLIPTICAL
AGX54222		400 GALLON ELLIPTICAL
AGX54223		500 GALLON ELLIPTICAL (gray)
AGX55241		500 GALLON ELLIPTICAL (white)
AGX55242		750 GALLON ELLIPTICAL (gray)
AGX55224		750 GALLON ELLIPTICAL (white)
AGX54225	CASE IH 1260/1265 80' & 90'	400 GALLON ELLIPTICAL
AGX53893		500 GALLON ELLIPTICAL (gray)
AGX55239		500 GALLON ELLIPTICAL (white)
AGX53894		750 GALLON ELLIPTICAL (gray)
AGX55240		750 GALLON ELLIPTICAL (white)
AGX54213	CASE IH 2150 24R 30 in	300 GALLON ELLIPTICAL
AGX54244		400 GALLON ELLIPTICAL
AGX17727		500 GALLON ELLIPTICAL (gray)
AGX17718		500 GALLON ELLIPTICAL (white)
AGX55945		750 GALLON ELLIPTICAL (gray)
AGX55928		750 GALLON ELLIPTICAL (white)

CASE IH TANK KIT

- Brackets are custom designed for each planter
- Laser cut and powder coated to withstand the most demanding conditions
- All tanks are pre-measured



PLEASE NOTE: AgXcel does **NOT** accept any liability for damage to planters due to fluid or weight capacities determined to be in excess of the limits that the original planter manufacturer states is acceptable for their specific make and model.

NOTE: For plumbing kit options see pages 47-51

KINZIE PLANTERS - CALL FOR PRICING

KINZIE PLANTER TANK KIT

- Brackets are custom designed for each planter
- Laser cut and powder coated to withstand the most demanding conditions
- All tanks are pre-measured

PLEASE NOTE: AgXcel does **NOT** accept any liability for damage to planters due to fluid or weight capacities determined to be in excess of the limits that the original planter manufacturer states is acceptable for their specific make and model.



AGXCEL PN#	PLANTER DESCRIPTION	TANK SIZE	# TANKS
AGX55247	KINZE 3000 6/11R (single frame only)	150 GALLON ROUND	1
AGX55249		200 GALLON ROUND	1
AGX55248		150 GALLON ROUND	2
AGX55250		200 GALLON ROUND	2
AGX53917	KINZE 3200 12R 30 in	200 GALLON ELLIPTICAL	2
AGX53918	KINZE 3500 8/15R 15 in	100 GALLON ROUND	2
AGX54569	KINZE 26XX/36XX (non-interplant)	100 GALLON ROUND	2
AGX40415		150 GALLON ROUND	2
AGX53926		200 GALLON ROUND	2
AGX53918	KINZE 2600/3600 PRE-2010 INTEPLANT	100 GALLON ROUND	2
AGX53923	KINZE 3600 2010 & NEWER (Interplant & boxes)	100 GALLON ROUND	2
AGX40411		150 GALLON ROUND	2
AGX53920		200 GALLON ROUND	2
AGX53921	KINZE 3600 2010 & NEWER (Interplant & ASD)	100 GALLON ROUND	2
AGX40413		150 GALLON ROUND	2
AGX40410		200 GALLON ROUND	2
AGX53922	KINZE 3660 (Interplant and Boxes or ASD)	100 GALLON ROUND	2
AGX53924		150 GALLON ROUND	2
AGX53925		200 GALLON ROUND	2
AGX54226	KINZE 4900 12R 30 in	300 GALLON ROUND	1
AGX54227		400 GALLON ROUND	1
AGX55244	KINZE 4900 16R 30 in	300 GALLON ELLIPTICAL	1
AGX55245		400 GALLON ELLIPTICAL	1
AGX54230		500 GALLON ELLIPTICAL (gray)	1
AGX55243		500 GALLON ELLIPTICAL (white)	1
AGX54228	KINZE 4900 24R 30 in	300 GALLON ELLIPTICAL	1
AGX54229		400 GALLON ELLIPTICAL	1
AGX55246		500 GALLON ELLIPTICAL (gray)	1
AGX53881		500 GALLON ELLIPTICAL (white)	1



NOTE: For plumbing kit options see pages 47-51.

WHITE PLANTERS - CALL FOR PRICING

WHITE PLANTER TANK KIT

- Brackets are custom designed for each planter
- Laser cut and powder coated to withstand the most demanding conditions
- All tanks are pre-measured

PLEASE NOTE: AgXcel does **NOT** accept any liability for damage to planters due to fluid or weight capacities determined to be in excess of the limits that the original planter manufacturer states is acceptable for their specific make and model.



AGXCEL PN#	PLANTER DESCRIPTION	TANK SIZE	# of TANKS
AGX53896	WHITE 8816 16R 30 in	300 GALLON ELLIPTICAL	1
AGX53897		400 GALLON ELLIPTICAL	1
AGX53898	WHITE 8824 24R 30 in	300 GALLON ELLIPTICAL	1
AGX53899		400 GALLON ELLIPTICAL	1
AGX53900	WHITE 9816 16R 30 in	300 GALLON ELLIPTICAL	1
AGX53901		400 GALLON ELLIPTICAL	1
AGX53902	WHITE 9824 24R 30 in	300 GALLON ELLIPTICAL	1
AGX53903		400 GALLON ELLIPTICAL	1
AGX38197	WHITE 8816/9816 16R 30 in	250 GALLON SIDE MOUNT	2
AGX54357	WHITE 88XX/98XX 16 & 24R 30 in w/o markers	300 GALLON ELLIPTICAL	1
AGX54358		400 GALLON ELLIPTICAL	1
AGX54389		500 GALLON ELLIPTICAL	1

GX TBTM CENTER FILL KIT*

- PN# AGX38385



NOTE: For plumbing kit options see pages 47-51

Order separately
*Not included with tank

Plumbing kits and different configurations available.



UNIVERSAL PLANTER TANK KIT

UNIVERSAL PLANTERS - CALL FOR PRICING

- Brackets are custom designed for each planter
- Laser cut and powder coated to withstand the most demanding conditions
- All tanks are pre-measured
- 2 - 200 gallon wing mount universal tanks shown below on an 1790 Planter



AGXCEL PN#	PLANTER DESCRIPTION	TANK SIZE	# of TANKS
AGX53914	UNIVERSAL (WHITE TANK)	100 GALLON ROUND	1
AGX53915		150 GALLON ROUND	1
AGX53916		200 GALLON ROUND	1
AGX54003	UNIVERSAL (YELLOW TANK)	100 GALLON ROUND	1
AGX54232		150 GALLON ROUND	1
AGX54233		200 GALLON ROUND	1



UNIVERSAL STAND

AGXCEL PN#	PLANTER DESCRIPTION	TANK SIZE
		TANK NOT INCLUDED
AGX55297	UNIVERSAL STAND ONLY (NO TANK)	100 GAL ROUND (ACE ONLY)
AGX55298		150 GALLON ROUND
AGX55299		200 GALLON ROUND
AGX56012	UNIVERSAL T STAND ONLY (NO TANK)	100 GAL ROUND (ACE ONLY)
AGX56013		150 GALLON ROUND
AGX56014		200 GALLON ROUND



UNIVERSAL "T" STAND

PLEASE NOTE: AgXcel does **NOT** accept any liability for damage to planters due to fluid or weight capacities determined to be in excess of the limits that the original planter manufacturer states is acceptable for their specific make and model.

Order separately
*Not included with tank

GX FILL KIT*
• PN# AGX17642



NOTE: For plumbing kit options see pages 47-51

Plumbing kits and different configurations available.



PM-26141 Issued 05/2026 Replaces: None
©2026 CNH Industrial America LLC. All rights reserved. CNH Genuine Parts is a trademark in the United States and many other countries, owned by or licensed to CNH Industrial N.V., its subsidiaries or affiliates. Any trademarks referred to herein, in association with goods and/or services of companies other than CNH Industrial America LLC., are the property of those respective companies.